

重载连接器系列

为中大型智能装备制造企业提供一站式配电器材解决方案

Wenbuluo

2026 V.1.0





TABLE OF CONTENTS

目录

- 1 如何订购/How to order
- 2 产品选型指南 Selection guide
- 4 导线压接类型总览/Terminal type overview
- 5 HA技术特性 HA technical characteristics
- 6 HA Size H3A 03/04
- 7 HA Size H10A 10
- 8 HA Size H16A 16
- 9 HA Size H32A 32
- 10 HE技术特性 HE technical characteristics
- 11 HE Size H6B 6
- 12 HE Size H10B 10
- 14 HE Size H16B 16
- 16 HE Size H24B 24
- 18 HE Size H32B 32
- 19 HE Size H48B 48
- 20 HEE系列技术特性 HEE technical characteristics
- 22 HEE Size H6B 10
- 23 HEE Size H10B 18
- 25 HEE Size H16B 32
- 27 HEE Size H24B 46
- 29 HEE Size H32B 64
- 30 HEE Size H48B 92
- 31 HD系列技术特性 HD technical characteristics
- 32 HD Size H3A 07/08
- 33 HD Size H10A 15
- 34 HD Size H16A 25
- 35 HD Size H32A 50
- 36 HD Size H16B 40
- 38 HD Size H24B 64
- 40 HD Size H32B 80
- 41 HD Size H48B 128
- 42 HDD系列技术特性 HDD technical characteristics
- 43 HDD Size H6B 24
- 44 HDD Size H10B 42
- 46 HDD Size H16B 72
- 48 HDD Size H24B 108
- 50 HDD Size H32B 144
- 51 HDD Size H48B 216
- 52 HD HDD调整后的接插针分布 Modified contact arrangement
- 53 HSB系列技术特性 HSB technical characteristics
- 54 HSB Size H16B 6
- 56 HSB Size H32B 12
- 57 HK-008/24技术特性 HK-008/24 technical characteristics
- 58 HK Size H10B 8/24
- 60 HK-004/0.004/2技术特性 HK-004/0.004/2 technical characteristics
- 61 HK Size H16B 4/4,4/2
- 63 HK-004/8技术特性 HK-004/8 technical characteristics
- 64 HK Size H24B 4/8
- 66 HK-006/12技术特性 HK-006/12 technical characteristics
- 67 HK Size H16B 6/12
- 69 HK-006/36技术特性 HK-006/36 technical characteristics
- 70 HK Size H16B 6/36
- 72 HK-012/2技术特性 HK-012/2 technical characteristics
- 73 HK Size H16B 12/2
- 75 HK-006/6技术特性 HK-006/6 technical characteristics
- 76 HK Size H24B 6/6
- 78 HEAV技术特性 HEAV technical characteristics
- 79 HEAV Size H6B 6
- 80 HEAV Size H10B 10
- 82 HEAV Size H16B 16
- 84 HEAV Size H24B 24
- 86 HWK Size H16B 4/6,6/6
- 88 HWK Size H24B 3/6/6
- 90 HQ Size H3A 5/7
- 91 冷压针及对应工具 Crimp contacts pin and Tools
- 92 编码销/导向销(导向销) Coding pins
- 93 电缆接头的选择/Selecting Cable Glands
- 94 底部外壳安装所需开孔尺寸 Housing mounting dimensions

Q-01 如何订购/How to order

订购接插件的步骤如下/For a complete connector components may be order from the following sub headings.

1. 接插体公插

公插接线形式有：螺钉压接、冷压针压接（冷压针需要单独订购）和弹片压接形式。

2. 接插体母插

母插接线形式有：螺钉压接、冷压针压接（冷压针需要单独订购）和弹片压接形式。

3. 防护外壳上壳

外壳上壳形式有：低或高结构、顶部或顶部出线、2耳或4耳、单扣或双扣形式。

4. 底座

开孔安装底座：带或不带保护盖、单扣或双扣形式。
表面安装底座：低结构或高结构、带或不带保护盖、2或4耳、单扣或双扣、1个或2个出线孔形式。

5. 电缆进线保护

带单层或多层密封圈的水平接头
金属或塑料电缆接头
特殊电缆保护附件

6. 其它附件

各种类型的金属及塑料保护盖、编码销、导柜安装框架；
针对客户产品应用需求我公司可提供特殊开发和定制。

Male insert

Male insert with screw terminal, crimp terminal (order contacts separately) or cage-clamp terminal.

Female insert

Female insert with screw terminal, crimp terminal (order contacts separately) or cage-clamp terminal.

Hoods

Hoods with low or high construction, side or top cable entry, 2 or 4 bolts, 1 or 2 locking levers.

Housings

Bulkhead mounting housings with or without protection cover, 1 or 2 locking levers.

Surface mounting housings with low or high construction, with or without protection cover, 2 or 4 bolts, 1 or 2 locking levers, 1 or 2 cable entries.

Cable entry protection

Cable glands with normal or multiple sealing.

Metal or plastic cable glands.

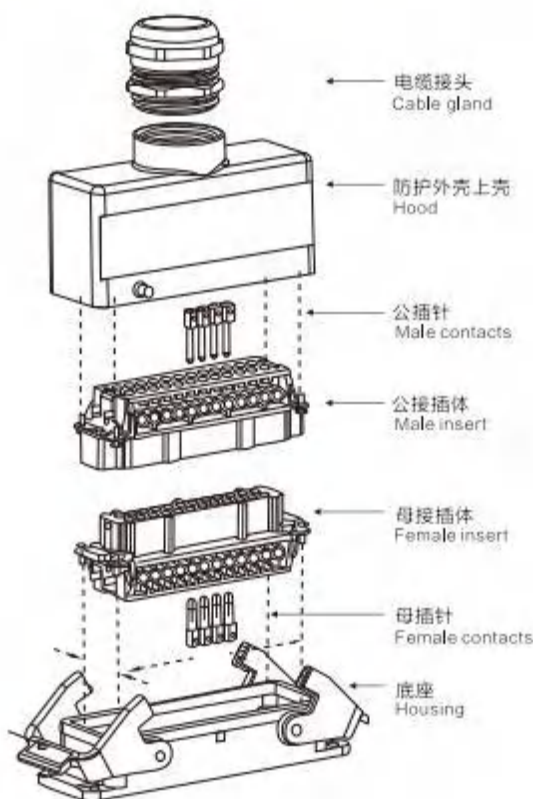
Special cable entry protection or extensive range of accessories.

Accessories.

Protection cover available, code and guide pins for coding. Inserts fixing screws for use without hoods and housings.

Our company can provide special development and customization for customer product core application requirements.

接插件安装示意图/Assembly details.



防护外壳型号说明/List of hoods and housings

H24B-SGR-LB-PG21



- AG → 双扣，开孔底座 Bulkhead mounting housing
- AG-LB → 单扣，开孔底座 Bulkhead mounting housing with single locking lever
- AD-BO → 4耳，带盖开孔底座 Bulkhead mounting housing with covert, bolts
- AD-LB → 单扣，带盖开孔底座 Bulkhead mounting housing with covert, single locking lever
- SGR → 双扣，表面安装底座 Surface mounting housing
- SDR H → 高结构带盖表面安装底座 Surface mounting housing with cover
- TS → 4耳，侧出上壳 Side entry hood
- TS H → 4耳，高结构侧出上壳 High construction side entry hood
- TG → 4耳，顶出上壳 Top entry hood
- TG H → 4耳，高结构顶出上壳 High construction top entry hood
- TSB → 双扣，侧出上壳 Side entry, double locking lever hood
- TGB → 双扣，顶出上壳 Top entry, double locking lever hood
- TBF → 双扣，电缆对接下壳 Cable coupler hood

Q-01 产品选型指南 Selection guide

在选择接插件，需确定

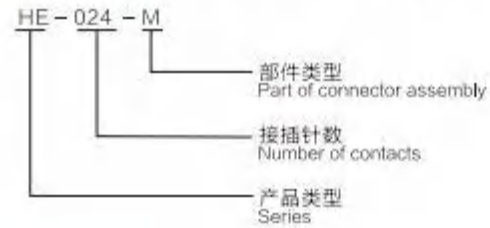
- 额定电压电流
- 回路数（接插件针数）
- 外壳形式（防护外壳上壳及底座的选择）
- 附件（主要为电缆接头的选择）

When selecting heavy duty connector, we need to choose as follow

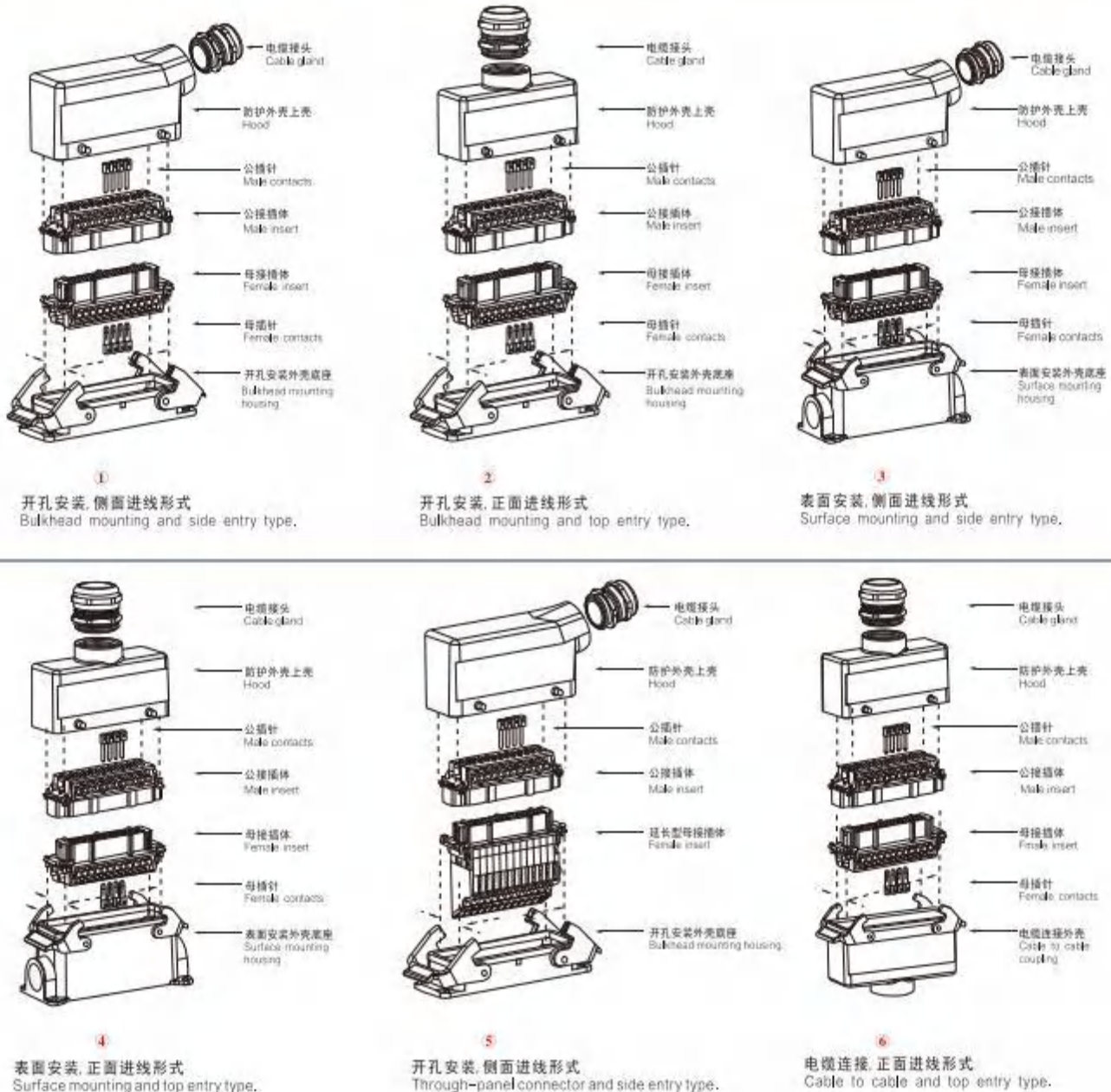
- Rated voltage and current
- Poles of connector
- Choosing hood and housing type
- Accessories(selecting cable gland)

产品型号说明/Type explanation

例:HE-024-M为HE系列的24针公接插体
 Le:HE-024-M means male insert of 24 poles in HE series



重载接插件常用套件组合示意图如下/Set general overview



注:以上所有规格均提供单扣形式。
 All sets shown above with one lever types.

Q-01 产品选型指南 Selection guide

防护外壳及接插件选型对照表/hoods and inserts overview

防护外壳/hood	接插体/insert					
HA3外壳(金属)	HA-003/HA-004		HD-007/HD-008	HQ-005/HD-007		
HA3外壳(塑料)	HA-003/HA-004		HD-007/HD-008	HQ-005/HD-005		
HA10,EMC	HA-10		HD-015			
HA16,EMC	HA-16		HD-025			
HA32,EMC	HA-032(16X2)		HD-050(25X2)			
HB6,EMC	HE-006	HE-010		HDD-024	HSB-006	HK4/0, HK4/2
HB10,EMC	HE-010	HE-018		HDD-42		HK4/8, HK6/6
HB16,EMC	HE-016	HE-032	HD-040	HDD-072		
HB24,EMC	HE-024	HE-046	HD-064	HDD-108		
HB32,EMC	HE-032(16X2)	HE-064(32X2)	HD-080(40X2)	HDD-144(72X2)	HSB-012(6X2)	
HB48,EMC	HE-048(24X2)	HE-092(46X2)	HD-128(64X2)	HDD-216(108X2)		

接插件针数及对应额定工作参数对照表/Overview: Rating vs.No.of poles

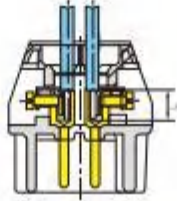
额定电压/Rated voltage	250V	250V	400V	500V	500V	690V	690V
额定电流/Rated current	10A	16A	16A	16A	35A	80A	100A
接插件针数 Poles	3	HA-003				HK4/0-012	
	4	HA-004					
	5			HQ-005			
	6			HE-006		HSB-006	HK4/2-012
	7	HD-007		HQ-007			
	8	HD-008					
	10		HA-010	HE-010	HEE-010		
	12					HSB-012	HK4/8-012
	15	HD-015					
	16		HA-016	HE-016			
	18				HEE-018		
	24	HDD-024		HE-024			
	25	HD-025					
	32		HA-032	HE-032	HEE-032		
	40	HD-040					
	42	HDD-042					
	46				HEE-046		
	48			HE-048			
	50	HD-050					
	64	HD-064			HEE-064		
	72	HDD-072					
80	HD-080						
92				HE-092			
108	HDD-108						
128	HD-128						
144	HDD-144						
216	HDD-216						

Q-01 导线压接类型总览/Terminal type overview

导线压接类型总览/Terminal type overview

螺钉压接形式 Screw terminal

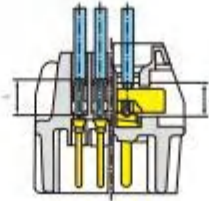
HA series
HE series
HSB series
HK series
HEAV series



接插芯 Inserts	最大线规 max.wire gauge		剥线长度 Stripping length L(MM ²)
	(MM ²)	AWG	
HA-003、HA-004	2.5	14	4.5
HE、HA、HEAV	2.5	14	7.5
HE	4.0	12	7.5
HSB	6.0	10	11.5
HK	16.0	5	14.0

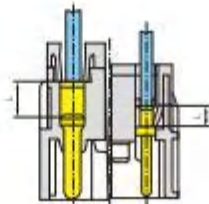
冷压针压接形式 Crimp terminal

HD series
HDD series
HM series(10A)



接插芯 Inserts	线规 Wire gauge		剥线长度 Stripping length L(MM ²)	
	(MM ²)	AWG	HDD/HD	HEC/HAC
HD	0.5	20	8.0	7.5
	0.75	18	8.0	7.5
HDD	1.0	18	8.0	7.5
HM(10A)	1.5	16	8.0	7.5
	2.5	14	8.0	7.5
	4.0	12	-	7.5

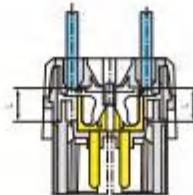
HEE series HM series(16A)



接插芯 Inserts	线规 Wire gauge		剥线长度 Stripping length L(MM ²)
	(MM ²)	AWG	HEE/HM(16A)
HEE	0.5	20	7.5
	0.75	18	7.5
	1.0	18	7.5
HM(16A)	1.5	16	7.5
	2.5	14	7.5
	4.0	12	7.5

弹片压接端子 Cage-damp terminal

HES series
HEAVS series



接插芯 Inserts	最大线规 max.wire gauge		剥线长度 Stripping length L(MM ²)
	(MM ²)	AWG	
HES,HEAVS	0.14-2.5	26-14	9..11

压接导线时对拧紧力矩的要求 Tightening torque for screw terminal

螺钉接线端子符合标准 VDE 0609/EN 60 999,不同螺钉尺寸对应的拧紧力矩数据详见表格。

螺钉接线端子可以分为带压线保护和不带压线保护两种:

- 带压线保护的接线端子
不需使用管状压线端子,HE、HSB、HEAV等系列接插件均为此类型。
- 不带压线保护的接线端子
必须使用管状压线端子, HK系列接插件为此类型。

Screw terminals meet VDE 0609/EN 60 999.Dimensions and tightening torques for testing are shown opposite.

The relevant regulations state that in the case of

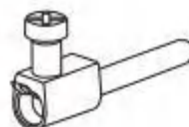
- Terminals with wire protection.
No special preparation of the conductor is required,the use of ferrules is not necessary,for HE,HSB,HEAV series.

- Terminals without wire protection.
The insulation is first stripped and then a wire ferrule must be used.For HK series.

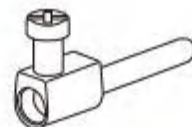
螺钉尺寸及对应要求的拧紧力矩

Screw dimensions and tightening torque for screw terminals

线规 Wire gauge (mm)	1.5	2.5	4	6	10	16
螺钉类型 screw thread	M3	M3	M3.5	M4	M4	M6
测试力矩 Test moment of torque (Nm)	0.5	0.5	0.8	1.2	1.2	1.2
最小拔出力 min.pull-out for stranded wire(N)	40	50	60	80	90	100



带压线保护
with wire protection



不带压线保护
without wire protection

Q-02 HA技术特性 HA technical characteristics



规范/Specifications

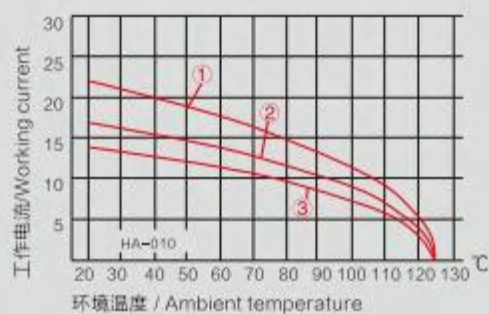
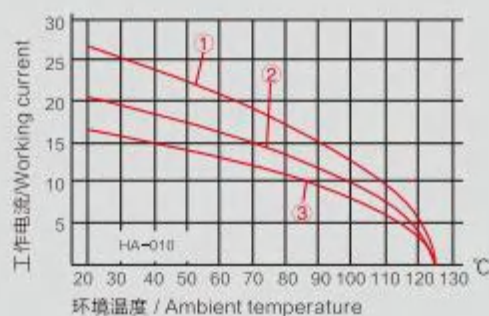
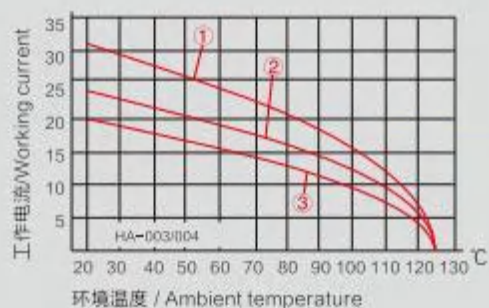
DIN VDE 0627
DIN VDE 0110
DIN EN 61984

插接体/Inserts

接插件针数/Number of contacts HA-003/004	3,4,10,16,32(2X16) +PE
工作电流/Working current (见负载图/See current carrying capacity)	10A
工作电压/Working voltage	230/250V
HA-010/016/032	
工作电流/Working current (见负载图/See current carrying capacity)	16A
工作电压/Working voltage	230/250V
污染等级/Pollution degree	3
额定脉冲耐受电压/Rated impulse voltage	4KV
绝缘电阻/Insulation resistance	$\geq 10^{10} \Omega$
材料/Material	polycarbonate
工作温度范围/Temperature range	-40°C...+125°C
阻燃等级(UL94)/Flammability acc.to(UL94)	V0
按UL/CSA T作电压/Working voltage acc.to UL/CSA	600V
可拔插次数/Mechanical working life(mating cycles)	≥ 500

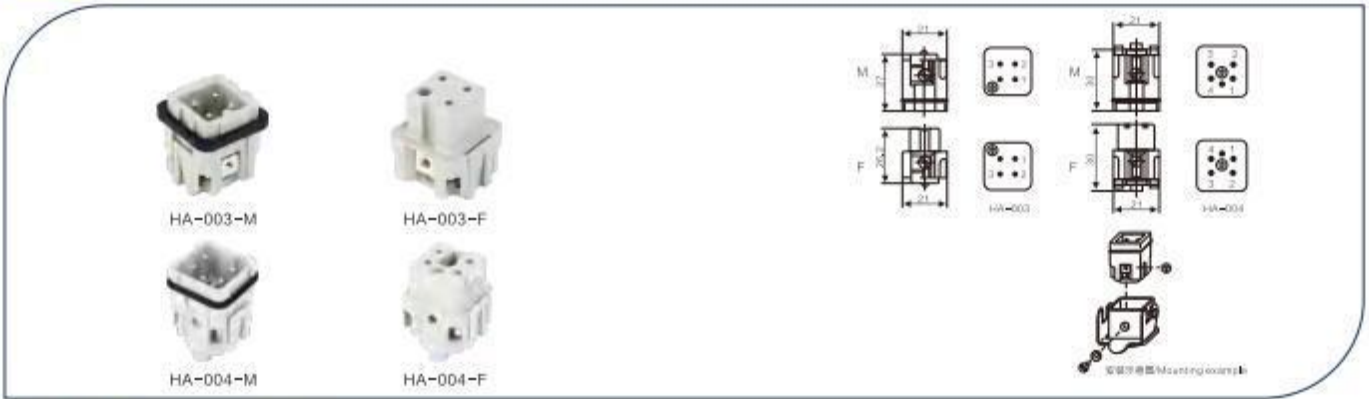
接插针/Contacts

材料/Material	铜/Copper alloy
表面处理/Surface	镀银/Hard silver-plated
接触电阻/Contact resistance	$\leq 1 \text{ m}\Omega$
接线形式/Terminal	
● 螺钉连接/Screw terminal	
导线规格/Wire gauge	1.0-2.5mm ² AWG 18-14
拧紧力矩/Tightening torque	0.25Nm(HA-003/004)or 0.5Nm(HA-010/016)
● 冷压连接/Crimp terminal	
导线规格/Wire gauge	0.14-4.0mm ² AWG 26-12


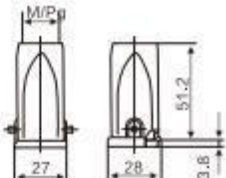

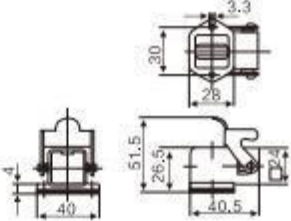

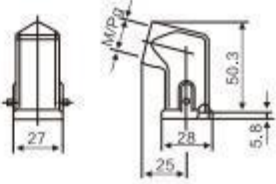

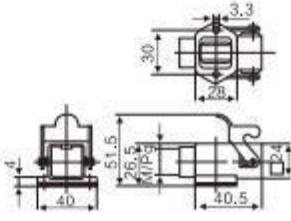

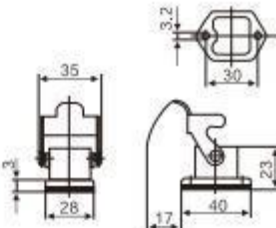

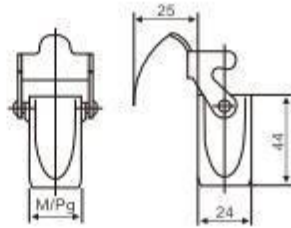


①线径/wire gauge:2.5mm
②线径/wire gauge:1.5mm
③线径/wire gauge:1.0mm

Q-02 HA Size H3A 03/04 + ⊕



配套外壳 Suit hood/housing

H3A外壳 H3A shell	型号 Type	螺纹 Thread	外形尺寸 Dimensions	H3A外壳 H3A shell	型号 Type	螺纹 Thread	外形尺寸 Dimensions
	H3A-MTG-PG11 H3A-MTG-M20				H3A-MAGS		
<p>顶部进线 Top entry</p>				<p>开孔安装(侧出形式) Bulkhead mounting: Bottom entry</p>			
	H3A-MTS-PG11 H3A-MTS-M20				H3A-MAGSV-PG11 H3A-MAGSV-M20		
<p>侧面进线 Side entry</p>				<p>表面安装(侧出形式) Surface mounting: Side entry</p>			
	H3A-MAG				H3A-MTGV-B-PG11 H3A-MTGV-B-M20		
<p>开孔安装 Bulkhead mounting: Bottom entry</p>				<p>电缆对接外壳 Cable-to cable hood</p>			

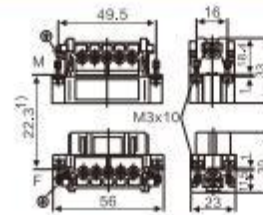
Q-02 HA Size H10A 10 + ⊕



HA-10-M




HA-10-F

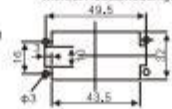


1) 接触体之间最大距离24mm
Distance for contact max. 24mm

接触针排序
Contacts arrangement view from termination side



面板安装开孔图
Panel cut for inserts for use without hood/housings



配套外壳 Suit hood/housing

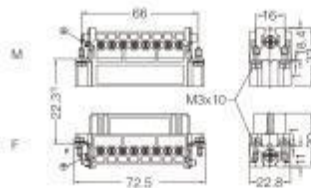
H10A外壳 H10A shell	型号 Type	螺纹 Thread	外形尺寸 Dimensions	H10A外壳 H10A shell	型号 Type	螺纹 Thread	外形尺寸 Dimensions
<p>外壳上壳: 侧面进线 Hood: Side entry</p>	H10A-TS-RO-PG16 H10A-TS-RO-M20 H10A-TS-RO-M25		<p>63, 58.5, 29.5</p>	<p>外壳底座: 表面安装 Surface mounted: Side entry</p>	H10A-SGR-LB-PG16 H10A-SGR-LB-M20 H10A-SGR-LB-M25 1个进线孔/Side entry		<p>48, 53.5, 12, 40, 50</p>
	H10A-TSH-RO-PG21 H10A-TSH-RO-M25		<p>63, 70.5, 29.5</p>		H10A-SDR-LB-PG16 H10A-SDR-LB-M20 H10A-SDR-LB-M25 2个进线孔/Side entry 高结构/High construction		<p>48, 53.5, 12, 40, 50, 57, 49</p>
<p>外壳上壳: 顶部进线 Hood: Top entry</p>	H10A-TG-RO-PG16 H10A-TG-RO-M20 H10A-TG-RO-M25		<p>M/Pg, 63, 58.5, 29.5</p>	<p>电缆对接下壳 Cable-to-cable hood</p>	H10A-TBF-LB-PG16 H10A-TBF-LB-M20 H10A-TBF-LB-M25		<p>高结构/High construction</p>
	H10A-TGH-RO-PG21 H10A-TGH-RO-M25		<p>M/Pg, 63, 70.5, 29.5</p>		H10A-TBFH-LB-PG21 H10A-TBFH-LB-M25		<p>高结构/High construction</p>
<p>外壳底座: 开孔安装 Bulkhead mounted</p>	不带保护盖 Without protection covers H10A-AG-LB		<p>70, 81, 1.3, 22, 17.5, 29</p>	<p>上壳保护盖 Protection covers for hoods</p>	H10A-KDT		<p>70, 57, 1.5, 1.5, 1.5, 1.5</p>
	带保护盖 With protection covers H10A-AD-LB		<p>70, 57, 1.5, 1.5, 1.5, 1.5</p>				

Q-02 HA Size H32A 32 + ⊕




HA-016-M(1-16)
HA-016-M(17-32)

HA-016-F(1-16)
HA-016-F(17-32)

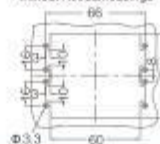


1) 插插体之间最大距离24mm
Distance for contact max.24mm


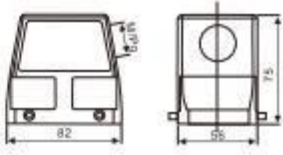

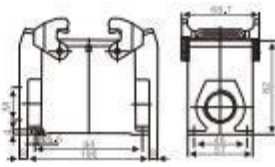



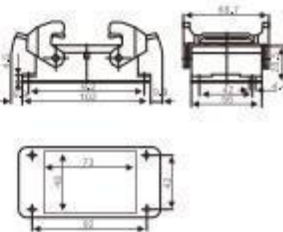
插插针排序
Contacts arrangement view from termination side



面板安装开孔图
Panel cut for inserts for use without Hood/housings



配套外壳 Suit hood/housing

H32A外壳 H32A shell	型号 Type	螺纹 Thread	外形尺寸 Dimensions	H32A上壳 H32A Upper shell	型号 Type	螺纹 Thread	外形尺寸 Dimensions
	H32A-TS-PG21 H32A-TS-PG29 H32A-TS-M25 H32A-TS-M32				H32A-SGR-PG21 H32A-SGR-PG29 H32A-SGR-M25 H32A-SGR-M32 1个进线孔/Side entry		
					H32A-SGR-2PG21 H32A-SGR-2PG29 H32A-SGR-2M25 H32A-SGR-2M32 2个进线孔/Side entry		
	H32A-TG-PG21 H32A-TG-PG29 H32A-TG-M25 H32A-TG-M32 H32A-TG-M40						
	H32A-AG						

外壳上壳：侧面进线
Hood:Side entry

外壳底座：表面安装
Surface mounted:
Side entry

外壳上壳：顶部进线
Hood:Top entry

外壳底座：开孔安装
Bulkhead:mounted

Q-03 HE技术特性 HE technical characteristics



规范/Specifications

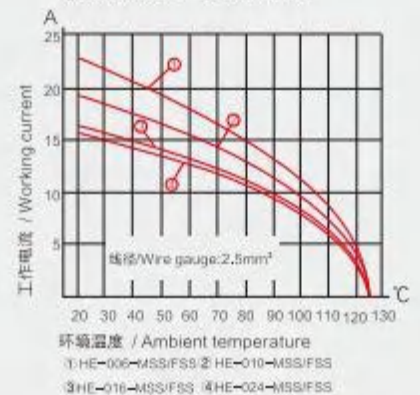
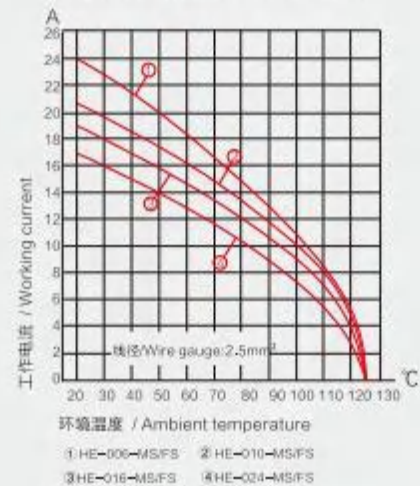
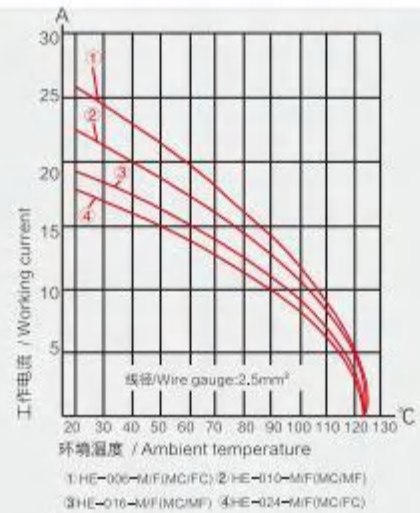
插接体/Inserts

接插件针数/Number of contacts	6,10,16,24,32(2x16)
工作电流/Working current (见负载图/See current carrying capacity)	48(2x24)+PE
工作电压/Working voltage	16A
工作电压/Working voltage	500V
污染等级/Pollution degree	3
额定脉冲耐受电压/Rated impulse voltage	6KV
绝缘电阻/Insulation resistance	$\geq 10^9 \Omega$
材料/Material	polycarbonate
工作湿度范围/Temperature range	-40°C...+125°C
阻燃等级(UL94)/Flammability acc.to(UL94)	V0
据UL/CSA T作电压/Working voltage acc.to UL/CSA	600V
可拔插次数/Mechanical working life(mating cycles)	≥ 500

接插件/Contacts

材料/Material	铜/Copper alloy
表面处理/Surface	镀银/Hard silver-plated
接触电阻/Contact resistance	$\leq 1 m\Omega$
接线形式/Terminal	
● 螺钉连接/Screw terminal	
导线规格/Wire gauge	1.0-2.5mm ²
拧紧力矩/Tightening torque	AWG 18-14
剥线长度/Stripping length	0.5Nm
	7.0mm
● 冷压连接/Crimp terminal	
导线规格/Wire gauge	0.14-4.0mm ²
	AWG 26-12
剥线长度/Stripping length	7.5mm
● 弹片连接/Spring terminal	
导线规格/Wire gauge	0.14-2.5mm ²
	AWG 26-12
剥线长度/Stripping length	7-9mm

DIN VDE 0627
DIN VDE 0110
DIN EN 61984



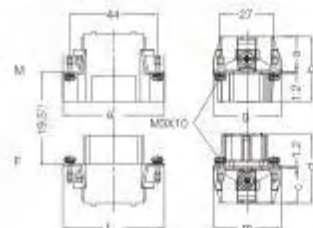
Q-03 HE Size H6B 6 + ⊕




HE-006-M



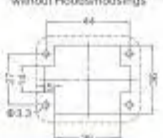
HE-006-F



接触针排序
Contacts arrangement view from termination side



面板安装开孔图
Panel cut for inserts for use without Hoods/housings



1) 接触体之间最大距离21mm
Distance for contact max.21mm

	a	b	e	g	c	d	f	m
M17	16	32.4	5.1	34	16.8	34.3	50.3	34
M17FC	18	33	5.1	34	18	35	50.3	34
M20 / M25	18.3	34	5.1	34	19	36	51	34

配套外壳 Suit hood/housing

H6B外壳 H6B shell	型号 Type	螺纹 Thread	外形尺寸 Dimensions	H6B外壳 H6BA shell	型号 Type	螺纹 Thread	外形尺寸 Dimensions
<p>外壳上壳: 侧面进线 Hood: Side entry</p>	H6B-TS-RO-PG13.5 H6B-TS-RO-PG16 H6B-TS-RO-M20 H6B-TS-RO-M25			<p>不带保护盖 Without protection covers H6B-AG-LB 带保护盖 With protection covers H6B-AD-LB</p>			
	H6B-TSH-RO-PG21 H6B-TSH-RO-PG29 H6B-TSH-RO-M25 H6B-TSH-RO-M32						
<p>外壳上壳: 顶部进线 Hood: Top entry</p>	H6B-TG-RO-PG13.5 H6B-TG-RO-PG16 H6B-TG-RO-M20 H6B-TG-RO-M25			<p>外壳底座: 表面安装 Surface mounted: Side entry</p>			
	H6B-TGH-RO-PG21 H6B-TGH-RO-PG29 H6B-TGH-RO-M25 H6B-TGH-RO-M32						
<p>电缆对接下壳 Cable-to-cable hood</p>	H6B-TBF-LB-PG13.5 H6B-TBF-LB-PG16 H6B-TBF-LB-M20 H6B-TBF-LB-M25			<p>外壳底座: 表面安装 Surface mounted: Side entry</p>			
	H6B-TBFH-LB-PG21 H6B-TBFH-LB-PG29 H6B-TBFH-LB-M25 H6B-TBFH-LB-M32						
<p>上壳保护盖 Protection covers to hoods</p>	H6B-KDT						

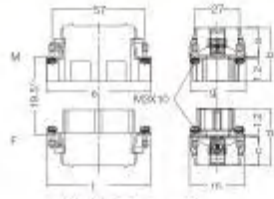
Q-03 HE Size H10B 10 + ⊕



HE-010-M




HE-010-F



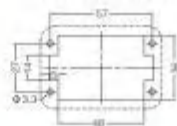
1) 接触体之间最大距离24mm
Distance for contact max.24mm

	a	b	e	g	c	d	f	m
MF	16.5	32	64.5	34	16.5	34.2	64	34
MCPC	18	33	64	34	17.5	35.2	64	34
MSPC	18.5	33.5	64	34	18.5	35.6	64	34

接插件排序
Contacts arrangement view from termination side



面板安装开孔图
Panel cut for inserts, for use without Hood/housings



配套外壳 Suit hood/housing

H10B外壳 H10B shell	型号 Type	螺纹 Thread	外形尺寸 Dimensions
----------------------	------------	--------------	--------------------

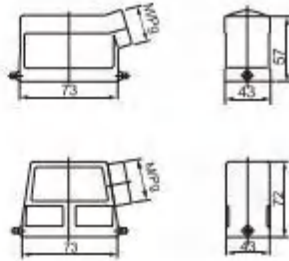


外壳上壳：侧面进线
Hood: Side entry

H10B-TS-RO-PG16
H10B-TS-RO-M20
H10B-TS-RO-M25

高结构/High construction

H10B-TSH-RO-PG21
H10B-TSH-RO-PG29
H10B-TSH-RO-M25
H10B-TSH-RO-M32



H10B外壳 H10B shell	型号 Type	螺纹 Thread	外形尺寸 Dimensions
----------------------	------------	--------------	--------------------



外壳底座：表面安装
Surface mounted:
Side entry

H10B-SGR-LB-PG16
H10B-SGR-LB-M20
H10B-SGR-LB-M25

1个进线孔/Side entry

H10B-SGR-LB-2PG16
H10B-SGR-LB-2M20
H10B-SGR-LB-2M25

2个进线孔/Side entry

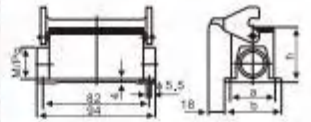
高结构/High construction

H10B-SGRH-LB-PG21
H10B-SGRH-LB-PG29
H10B-SGRH-LB-M25

1个进线孔/Side entry

H10B-SGRH-LB-2PG21
H10B-SGRH-LB-2PG29
H10B-SGRH-LB-2M25

2个进线孔/Side entry



	a	b	h
低结构	40	52	54
高结构	45	57	74

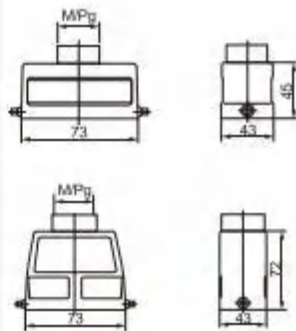


外壳上壳：顶部进线
Hood: Top entry

H10B-TG-RO-PG16
H10B-TG-RO-M20
H10B-TG-RO-M25

高结构/High construction

H10B-TGH-RO-PG21
H10B-TGH-RO-PG29
H10B-TGH-RO-M25
H10B-TGH-RO-M32



外壳底座：表面安装
Surface mounted:
Side entry

H10B-SDR-LB-PG16
H10B-SDR-LB-M20
H10B-SDR-LB-M25

1个进线孔/Side entry

H10B-SDR-LB-2PG16
H10B-SDR-LB-2M20
H10B-SDR-LB-2M25

2个进线孔/Side entry

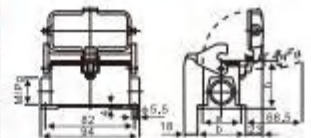
高结构/High construction

H10B-SDRH-LB-PG21
H10B-SDRH-LB-PG29
H10B-SDRH-LB-M25

1个进线孔/Side entry

H10B-SDRH-LB-2PG21
H10B-SDRH-LB-2PG29
H10B-SDRH-LB-2M25

2个进线孔/Side entry



	a	b	h
低结构	40	52	54
高结构	45	57	74

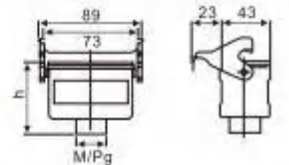


电缆对接下壳
Cable-to-cable hood

H10B-TBF-LB-PG16
H10B-TBF-LB-M20
H10B-TBF-LB-M25

高结构/High construction

H10B-TBF-LB-PG21
H10B-TBF-LB-PG29
H10B-TBF-LB-M25
H10B-TBF-LB-M32

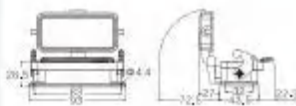


	h
低结构/Low construction	42
高结构/High construction	72



外壳底座：开孔安装
Bulkhead mounted

不带保护盖
Without protection covers
H10B-AG-LB
带保护盖
With protection covers
H10B-AD-LB



外壳上壳：侧面进线
Hood: Side entry

H10B-TS-PG16
H10B-TS-M20
H10B-TS-M25

高结构/High construction


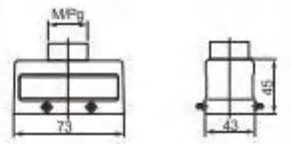

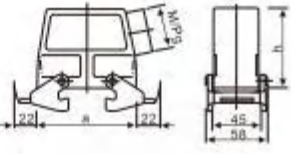
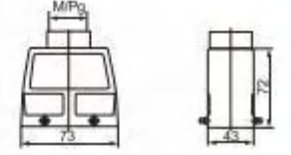

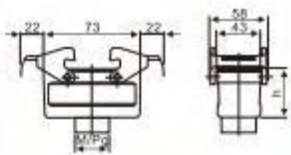

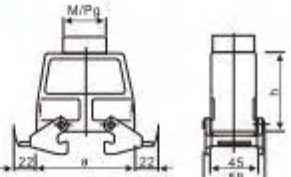

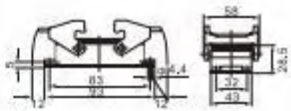

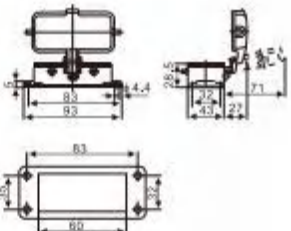

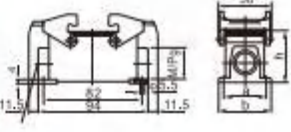

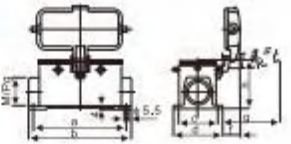




H10B-TSH-PG21
H10B-TSH-PG29
H10B-TSH-M25
H10B-TSH-M32



Q-03 HE Size H10B 10 + ⊕

配套外壳 Suit hood/housing

Q

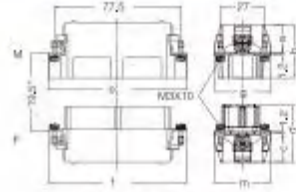
H10B外壳 H10B shell	型号 Type	螺纹 Thread	外形尺寸 Dimensions	H10B外壳 H10B shell	型号 Type	螺纹 Thread	外形尺寸 Dimensions																																																
 <p>外壳上壳：顶部进线 Hood: Top entry</p>	H10B-TG-PG16 H10B-TG-M20 H10B-TG-M25			 <p>侧出带双扣上壳 Side entry housing with 2 levers</p>	H10B-TSB-PG16 H10B-TSB-M20 H10B-TSB-M25																																																		
	H10B-TGH-PG21 H10B-TGH-PG29 H10B-TGH-M25 H10B-TGH-M32				H10B-TSBH-PG21 H10B-TSBH-PG29 H10B-TSBH-M25 H10B-TSBH-M32																																																		
 <p>电缆对接下壳 Cable-to-cable hood</p>	H10B-TBF-PG16 H10B-TBF-M20 H10B-TBF-M25			 <p>顶出带双扣上壳 Top entry housing with 2 levers</p>	H10B-TGB-PG16 H10B-TGB-M20 H10B-TGB-M25																																																		
	H10B-TBFH-PG21 H10B-TBFH-PG29 H10B-TBFH-M25 H10B-TBFH-M32		<table border="1"> <thead> <tr> <th></th> <th>h</th> </tr> </thead> <tbody> <tr> <td>低结构/Low construction</td> <td>48</td> </tr> <tr> <td>高结构/High construction</td> <td>72</td> </tr> </tbody> </table>			h		低结构/Low construction	48	高结构/High construction	72	H10B-TGBH-PG21 H10B-TGBH-PG29 H10B-TGBH-M25 H10B-TGBH-M32																																											
	h																																																						
低结构/Low construction	48																																																						
高结构/High construction	72																																																						
 <p>外壳底座：开孔安装 Bulkhead mounted</p>	H10B-AG			 <p>4耳带盖开孔底座 Bulkhead mounted with 2 bolts</p>	H10B-AD-BO																																																		
	 <p>外壳底座：表面安装 Surface mounted: Side entry</p>	H10B-SGR-PG16 H10B-SGR-M20 H10B-SGR-M25	1个进线孔/Side entry			 <p>4耳带盖表面安装底座 Surface mounting with 2 bolts</p>	H10B-SDR-BO-PG16 H10B-SDR-BO-M20 H10B-SDR-BO-M25	1个进线孔/Side entry																																															
H10B-SGR-2PG16 H10B-SGR-2M20 H10B-SGR-2M25		2个进线孔/Side entry	<table border="1"> <thead> <tr> <th></th> <th>a</th> <th>b</th> <th>h</th> </tr> </thead> <tbody> <tr> <td>低结构</td> <td>40</td> <td>52</td> <td>54</td> </tr> <tr> <td>高结构</td> <td>45</td> <td>57</td> <td>74</td> </tr> </tbody> </table>				a	b		h	低结构	40	52	54	高结构	45	57	74	H10B-SDR-BO-2PG16 H10B-SDR-BO-2M20 H10B-SDR-BO-2M25	2个进线孔/Side entry																																			
	a	b	h																																																				
低结构	40	52	54																																																				
高结构	45	57	74																																																				
	H10B-SGRH-PG21 H10B-SGRH-PG29 H10B-SGRH-M25	1个进线孔/Side entry	<table border="1"> <thead> <tr> <th></th> <th>a</th> <th>b</th> <th>c</th> <th>d</th> <th>f</th> <th>g</th> <th>h</th> </tr> </thead> <tbody> <tr> <td>低结构</td> <td>82</td> <td>94</td> <td>40</td> <td>52</td> <td>22</td> <td>67</td> <td>54</td> </tr> <tr> <td>高结构</td> <td>82</td> <td>94</td> <td>45</td> <td>57</td> <td>20</td> <td>65</td> <td>74</td> </tr> </tbody> </table>		a	b	c	d	f	g	h	低结构	82	94	40	52	22	67	54	高结构	82	94	45	57	20	65	74		H10B-SDRH-BO-PG21 H10B-SDRH-BO-PG29 H10B-SDRH-BO-M25	1个进线孔/Side entry	<table border="1"> <thead> <tr> <th></th> <th>a</th> <th>b</th> <th>c</th> <th>d</th> <th>f</th> <th>g</th> <th>h</th> </tr> </thead> <tbody> <tr> <td>低结构</td> <td>82</td> <td>94</td> <td>40</td> <td>52</td> <td>22</td> <td>67</td> <td>54</td> </tr> <tr> <td>高结构</td> <td>82</td> <td>94</td> <td>45</td> <td>57</td> <td>20</td> <td>65</td> <td>74</td> </tr> </tbody> </table>		a	b	c	d	f	g	h	低结构	82	94	40	52	22	67	54	高结构	82	94	45	57	20	65	74
		a		b	c	d	f	g	h																																														
低结构	82	94	40	52	22	67	54																																																
高结构	82	94	45	57	20	65	74																																																
	a	b	c	d	f	g	h																																																
低结构	82	94	40	52	22	67	54																																																
高结构	82	94	45	57	20	65	74																																																
	H10B-SGRH-2PG21 H10B-SGRH-2PG29 H10B-SGRH-2M25	2个进线孔/Side entry			H10B-SDRH-BO-2PG21 H10B-SDRH-BO-2PG29 H10B-SDRH-BO-2M25	2个进线孔/Side entry																																																	

Q-03 HE Size H16B 16 + ⊕



HE-016-M


HE-016-F



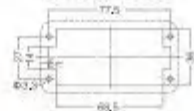
1) 接触体之间最大距离21mm
Distance for contact max.21mm

	a	b	e	g	c	d	f	m
MF	17	32.5	84.2	34	17	34.5	84.2	33.0
MC/FC	18	33.0	84.5	34	18	35	84.5	34
MN/FS	18	33.7	84.5	34	18.2	35.5	84.5	34

接触针排序
Contacts arrangement view from termination side



面板安装开孔图
Panel cut for inserts for use without hood/housings




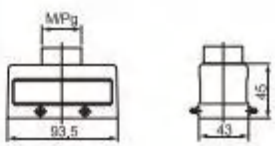

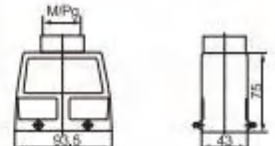
配套外壳 Suit hood/housing

H16B外壳 H16B shell	型号 Type	螺纹 Thread	外形尺寸 Dimensions					
<p>高结构/High construction</p>	H16B-TS-RO-PG21 H16B-TS-RO-M25 H16B-TS-RO-M32							
	H16B-TSH-RO-PG21 H16B-TSH-RO-PG29 H16B-TSH-RO-M25 H16B-TSH-RO-M32							
<p>外壳上壳：侧面进线 Hood: Side entry</p>								
<p>高结构/High construction</p>	H16B-TG-RO-PG21 H16B-TG-RO-M25 H16B-TG-RO-M32							
	H16B-TGH-RO-PG21 H16B-TGH-RO-PG29 H16B-TGH-RO-M25 H16B-TGH-RO-M32							
<p>外壳上壳：顶部进线 Hood: Top entry</p>								
<p>高结构/High construction</p>	H16B-TBF-LB-PG21 H16B-TBF-LB-M25 H16B-TBF-LB-M32							
	H16B-TBFH-LB-PG21 H16B-TBFH-LB-PG29 H16B-TBFH-LB-M25 H16B-TBFH-LB-M32		<table border="1"> <thead> <tr> <th></th> <th>h</th> </tr> </thead> <tbody> <tr> <td>低结构/Low construction</td> <td>45</td> </tr> <tr> <td>高结构/High construction</td> <td>76</td> </tr> </tbody> </table>		h	低结构/Low construction	45	高结构/High construction
	h							
低结构/Low construction	45							
高结构/High construction	76							
<p>不带保护盖 Without protection covers H16B-AG-LB 带保护盖 With protection covers H16B-AD-LB</p>								


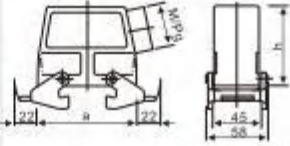

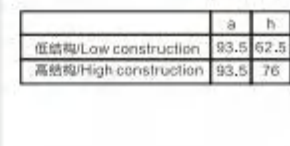
H16B外壳 H16B shell	型号 Type	螺纹 Thread	外形尺寸 Dimensions						
<p>高结构/High construction</p>	H16B-SGR-LB-PG21 H16B-SGR-LB-M25 H16B-SGR-LB-M32								
	H16B-SGR-LB-2PG21 H16B-SGR-LB-2M25 H16B-SGR-LB-2M32								
<p>外壳底座：表面安装 Surface mounted: Side entry</p>			<table border="1"> <thead> <tr> <th></th> <th>h</th> </tr> </thead> <tbody> <tr> <td>低结构/Low construction</td> <td>56</td> </tr> <tr> <td>高结构/High construction</td> <td>70</td> </tr> </tbody> </table>		h	低结构/Low construction	56	高结构/High construction	70
	h								
低结构/Low construction	56								
高结构/High construction	70								
<p>高结构/High construction</p>	H16B-SDR-LB-PG21 H16B-SDR-LB-M25 H16B-SDR-LB-M32								
	H16B-SDR-LB-2PG21 H16B-SDR-LB-2M25 H16B-SDR-LB-2M32								
<p>外壳底座：表面安装 Surface mounted: Side entry</p>			<table border="1"> <thead> <tr> <th></th> <th>h</th> </tr> </thead> <tbody> <tr> <td>低结构/Low construction</td> <td>56</td> </tr> <tr> <td>高结构/High construction</td> <td>70</td> </tr> </tbody> </table>		h	低结构/Low construction	56	高结构/High construction	70
	h								
低结构/Low construction	56								
高结构/High construction	70								
<p>高结构/High construction</p>	H16B-TS-PG21 H16B-TS-M25 H16B-TS-M32								
	H16B-TSH-PG21 H16B-TSH-PG29 H16B-TSH-M25 H16B-TSH-M32								
<p>外壳上壳：侧面进线 Hood: Side entry</p>									

Q-03 HE Size H16B 16 + ⊕

配套外壳 Suit hood/housing


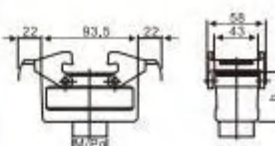


H16B外壳 H16B shell	型号 Type	螺纹 Thread	外形尺寸 Dimensions
	H16B-TG-PG21 H16B-TG-M25 H16B-TG-M32		
	高结构/High construction		
	H16B-TGH-PG21 H16B-TGH-PG29 H16B-TGH-M25 H16B-TGH-M32		
	低结构/Low construction		

外壳上壳: 顶部进线
Hood: Top entry

H16B外壳 H16B shell	型号 Type	螺纹 Thread	外形尺寸 Dimensions
	H16B-TSB-PG21 H16B-TSB-M25 H16B-TSB-M32		
	高结构/High construction		
	H16B-TSBH-PG21 H16B-TSBH-PG29 H16B-TSBH-M25 H16B-TSBH-M32		
	低结构/Low construction		


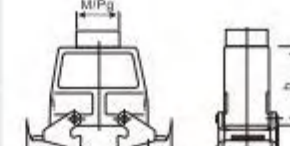

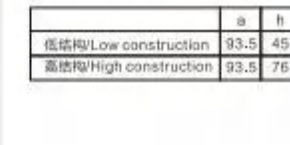
侧出带双扣上壳
Side entry housing with 2 levers

	a	h
低结构/Low construction	93.5	62.5
高结构/High construction	93.5	76

H16B外壳 H16B shell	型号 Type	螺纹 Thread	外形尺寸 Dimensions
	H16B-TBF-PG21 H16B-TBF-M25 H16B-TBF-M32		
	高结构/High construction		
	H16B-TBFH-PG21 H16B-TBFH-PG29 H16B-TBFH-M25 H16B-TBFH-M32		
	低结构/Low construction		


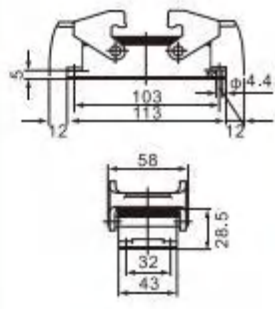
电缆对接下壳
Cable-to-cable hood


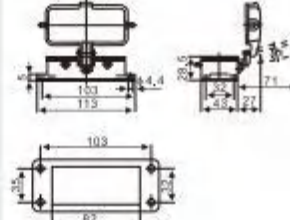
	h
低结构/Low construction	48
高结构/High construction	72


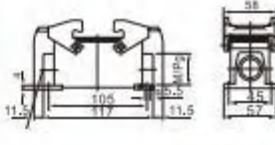


H16B外壳 H16B shell	型号 Type	螺纹 Thread	外形尺寸 Dimensions
	H16B-TGB-PG21 H16B-TGB-M25 H16B-TGB-M32		
	高结构/High construction		
	H16B-TGBH-PG21 H16B-TGBH-PG29 H16B-TGBH-M25 H16B-TGBH-M32		
	低结构/Low construction		

顶出带双扣上壳
Top entry housing with 2 levers

	a	h
低结构/Low construction	93.5	45
高结构/High construction	93.5	76


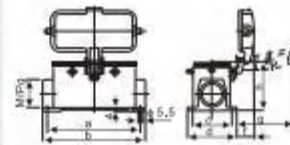

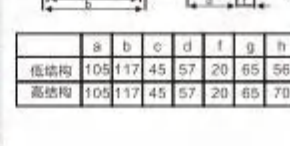
H16B外壳 H16B shell	型号 Type	外形尺寸 Dimensions
	H16B-AG	
	外壳底座: 开孔安装 Bulkhead mounted	

H16B外壳 H16B shell	型号 Type	外形尺寸 Dimensions
	H16B-AD-BO	
	4耳带盖开孔底座 Bulkhead mounted with 2 bolts	

H16B外壳 H16B shell	型号 Type	螺纹 Thread	外形尺寸 Dimensions
	H16B-SGR-PG21 H16B-SGR-M25 H16B-SGR-M32		
	高结构/High construction		
	H16B-SGR-2PG21 H16B-SGR-2M25 H16B-SGR-2M32		
	低结构/Low construction		

外壳底座: 表面安装
Surface mounted: Side entry

	h
低结构/Low construction	56
高结构/High construction	70

H16B外壳 H16B shell	型号 Type	螺纹 Thread	外形尺寸 Dimensions
	H16B-SDR-BO-PG21 H16B-SDR-BO-M25 H16B-SDR-BO-M32		
	高结构/High construction		
	H16B-SDR-BO-2PG21 H16B-SDR-BO-2M25 H16B-SDR-BO-2M32		
	低结构/Low construction		

4耳带盖表面安装底座
Surface mounting with 2 bolts

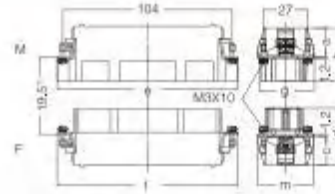
	a	b	c	d	f	g	h
低结构	105	117	45	57	20	65	56
高结构	105	117	45	57	20	65	70

Q-03 HE Size H24B 24 + ⊕



HE-024-M


HE-024-F



1) 接插体之间最大距离21mm
Distance for contact max.21mm

	a	b	e	g	c	d	t	m
M/F	17	32,5	111	33,5	17	34,5	111	33,5
MCFC	18,3	33,5	111	34	18,3	35,5	111	34
MS/F	18,5	33,8	111	34	18,5	35,8	111	34

接插针排序
Contacts arrangement view from termination side



面板安装开孔图
Panel cut for inserts for use without hoods/housings





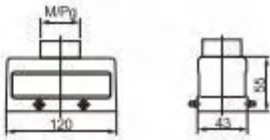

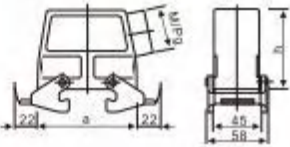
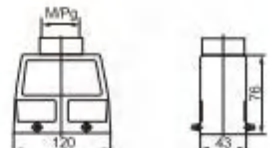


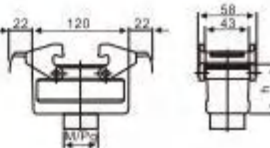

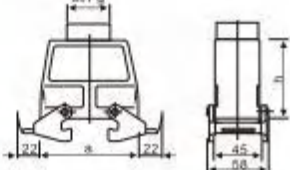



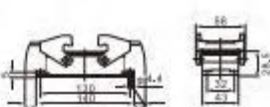

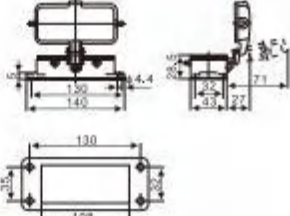
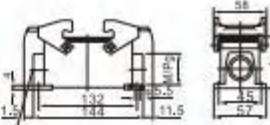
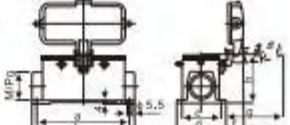

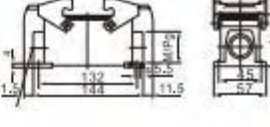

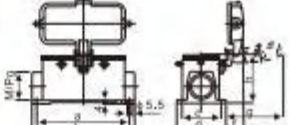

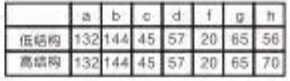
配套外壳 Suit hood/housing

H24B外壳 H24B shell	型号 Type	螺纹 Thread	外形尺寸 Dimensions					
<p>外壳上壳: 侧面进线 Hood: Side entry</p>	H24B-TS-RO-PG21 H24B-TS-RO-M25 H24B-TS-RO-M32							
	H24B-TSH-RO-PG21 H24B-TSH-RO-PG29 H24B-TSH-RO-M25 H24B-TSH-RO-M32							
<p>外壳上壳: 顶部进线 Hood: Top entry</p>	H24B-TG-RO-PG21 H24B-TG-RO-M25 H24B-TG-RO-M32							
	H24B-TGH-RO-PG21 H24B-TGH-RO-PG29 H24B-TGH-RO-M25 H24B-TGH-RO-M32							
<p>电缆对接下壳 Cable-to cable hood</p>	H24B-TBF-LB-PG21 H24B-TBF-LB-M25 H24B-TBF-LB-M32							
	H24B-TBFH-LB-PG21 H24B-TBFH-LB-PG29 H24B-TBFH-LB-M25 H24B-TBFH-LB-M32		<table border="1"> <thead> <tr> <th></th> <th>h</th> </tr> </thead> <tbody> <tr> <td>低结构/Low construction</td> <td>56</td> </tr> <tr> <td>高结构/High construction</td> <td>76</td> </tr> </tbody> </table>		h	低结构/Low construction	56	高结构/High construction
	h							
低结构/Low construction	56							
高结构/High construction	76							
<p>外壳底座: 开孔安装 Bulkhead mounted</p>	不带保护盖 Without protection covers H24B-AG-LB 带保护盖 With protection covers H24B-AG-LB							

H24B外壳 H24B shell	型号 Type	螺纹 Thread	外形尺寸 Dimensions					
<p>外壳底座: 表面安装 Surface mounted: Side entry</p>	H24B-SGR-LB-PG21 H24B-SGR-LB-M25 H24B-SGR-LB-M32							
	H24B-SGR-LB-2PG21 H24B-SGR-LB-2M25 H24B-SGR-LB-2M32		<table border="1"> <thead> <tr> <th></th> <th>h</th> </tr> </thead> <tbody> <tr> <td>低结构/Low construction</td> <td>56</td> </tr> <tr> <td>高结构/High construction</td> <td>70</td> </tr> </tbody> </table>		h	低结构/Low construction	56	高结构/High construction
	h							
低结构/Low construction	56							
高结构/High construction	70							
<p>外壳底座: 表面安装 Surface mounted: Side entry</p>	H24B-SDR-LB-PG21 H24B-SDR-LB-M25 H24B-SDR-LB-M32							
	H24B-SDR-LB-2PG21 H24B-SDR-LB-2M25 H24B-SDR-LB-2M32		<table border="1"> <thead> <tr> <th></th> <th>h</th> </tr> </thead> <tbody> <tr> <td>低结构/Low construction</td> <td>56</td> </tr> <tr> <td>高结构/High construction</td> <td>70</td> </tr> </tbody> </table>		h	低结构/Low construction	56	高结构/High construction
	h							
低结构/Low construction	56							
高结构/High construction	70							
<p>外壳上壳: 侧面进线 Hood: Side entry</p>	H24B-TS-PG21 H24B-TS-M25 H24B-TS-M32							
	H24B-TSH-PG21 H24B-TSH-PG29 H24B-TSH-M25 H24B-TSH-M32							

Q-03 HE Size H24B 24 + ⊕

配套外壳 Suit hood/housing

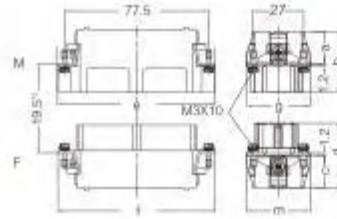
H24B外壳 H24B shell	型号 Type	螺纹 Thread	外形尺寸 Dimensions	H24B外壳 H24B shell	型号 Type	螺纹 Thread	外形尺寸 Dimensions
  外壳上壳: 顶部进线 Hood: Top entry	H24B-TG-PG21 H24B-TG-M25 H24B-TG-M32			 侧出带双扣上壳 Side entry housing with 2 levers	H24B-TSB-PG21 H24B-TSB-M25 H24B-TSB-M32		
	H24B-TGH-PG21 H24B-TGH-PG29 H24B-TGH-M25 H24B-TGH-M32				H24B-TSBH-PG21 H24B-TSBH-PG29 H24B-TSBH-M25 H24B-TSBH-M32		
 电缆对接下壳 Cable-to cable hood	H24B-TBF-PG21 H24B-TBF-M25 H24B-TBF-M32			 顶出带双扣上壳 Top entry housing with 2 levers	H24B-TGB-PG21 H24B-TGB-M25 H24B-TGB-M32		
	H24B-TBFH-PG21 H24B-TBFH-PG29 H24B-TBFH-M25 H24B-TBFH-M32				H24B-TGBH-PG21 H24B-TGBH-PG29 H24B-TGBH-M25 H24B-TGBH-M32		
 外壳底座: 开孔安装 Bulkhead mounted	H24B-AG			 4耳带盖开孔底座 Bulkhead mounted with 2 bolts	H24B-AD-BO		
	H24B-SGR-PG21 H24B-SGR-M25 H24B-SGR-M32 1个进线孔/Side entry				H24B-SDR-BO-PG21 H24B-SDR-BO-M25 H24B-SDR-BO-M32 1个进线孔/Side entry		
 外壳底座: 表面安装 Surface mounted; Side entry	H24B-SGR-2PG21 H24B-SGR-2M25 H24B-SGR-2M32 2个进线孔/Side entry			 4耳带盖表面安装底座 Surface mounting with 2 bolts	H24B-SDR-BO-2PG21 H24B-SDR-BO-2M25 H24B-SDR-BO-2M32 2个进线孔/Side entry		
	H24B-SGRH-PG21 H24B-SGRH-PG29 H24B-SGRH-M32 1个进线孔/Side entry				H24B-SDRH-BO-PG21 H24B-SDRH-BO-PG29 H24B-SDRH-BO-M32 1个进线孔/Side entry		
	H24B-SGRH-2PG21 H24B-SGRH-2PG29 H24B-SGRH-2M32 2个进线孔/Side entry				H24B-SDRH-BO-2PG21 H24B-SDRH-BO-2PG29 H24B-SDRH-BO-2M32 2个进线孔/Side entry		

Q-03 HE Size H32B 32 + ⊕



HE-016-M(1-16)
HE-016-M(17-32)


HE-016-F(1-16)
HE-016-F(17-32)



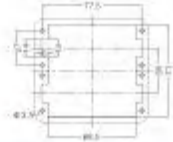
1) 接插体之间最大距离21mm
Distance for contact max.21mm

	a	b	e	g	c	d	f	m
MP	17	32.5	84.2	34	17	34.5	84.2	33.5
M3CFC	18	33.5	84.5	34	18	35	84.5	34
M5FS	18	33.7	84.5	34	18.2	35.5	84.5	34


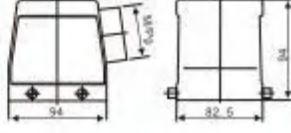

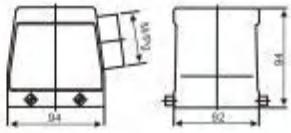

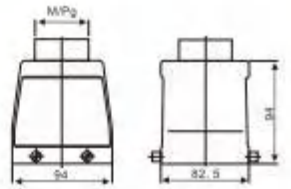

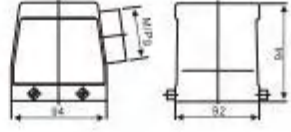

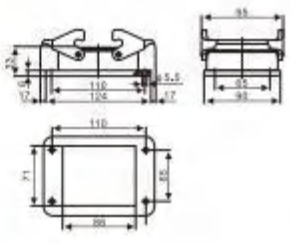

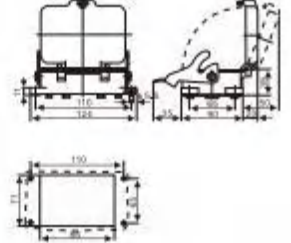

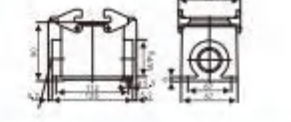

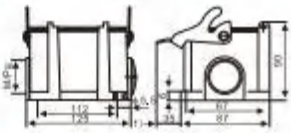

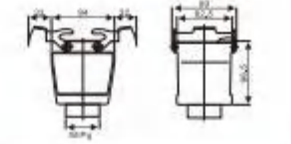


接插针排序
Contacts arrangement view from termination side



面板安装开孔图
Panel cut for inserts for use without Hoods/housings



配套外壳 Suit hood/housing

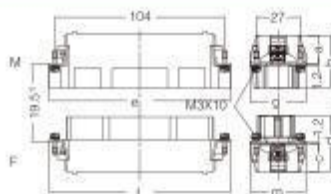
H32B外壳 H32B shell	型号 Type	螺纹 Thread	外形尺寸 Dimensions	H32B外壳 H32B shell	型号 Type	螺纹 Thread	外形尺寸 Dimensions
 外壳上壳: 侧面进线 Hood: Side entry	H32B-TS-PG29 H32B-TS-PG36 H32B-TS-M32 H32B-TS-M40			 外壳上壳: 侧面进线 Hood: Side entry	H32B-TS-RO-PG29 H32B-TS-RO-M32 H32B-TS-RO-M40		
 外壳上壳: 顶部进线 Hood: Top entry	H32B-TG-PG29 H32B-TG-PG36 H32B-TG-M32 H32B-TG-M40			 外壳上壳: 顶部进线 Hood: Top entry	H32B-TG-RO-PG29 H32B-TG-RO-PG36 H32B-TG-RO-M32 H32B-TG-RO-M40 H32B-TG-RO-M50		
 外壳底座: 开孔安装 Bulkhead mounted	H32B-AG			 不带保护盖 Without protection covers H32B-AD-LB 带保护盖 With protection covers H32B-AG-LB			
 外壳底座: 表面安装 Surface mounted: Side entry	H32B-SGR-PG29 H32B-SGR-M32 H32B-SGR-M40 1个进线孔 H32B-SGR-2PG29 H32B-SGR-2M32 H32B-SGR-2M40 2个进线孔			 H32B-SGR-LB-PG29 H32B-SGR-LB-M32 H32B-SGR-LB-M40 1个进线孔/Side entry H32B-SGR-LB-2PG29 H32B-SGR-LB-2M32 H32B-SGR-LB-2M40 2个进线孔/Side entry			
 电缆对接下壳 Cable-to-cable hood	H32B-TBF-PG29 H32B-TBF-M32 H32B-TBF-M40 H32B-TBF-M50			 外壳底座: 表面安装 Surface mounted: Side entry	H32B-SDR-LB-PG29 H32B-SDR-LB-M32 H32B-SDR-LB-M40 1个进线孔/Side entry H32B-SDR-LB-2PG29 H32B-SDR-LB-2M32 H32B-SDR-LB-2M40 2个进线孔/Side entry		

Q-03HE Size H48B 48 + ⊕



HE-024-M(1-24)
HE-024-M(25-48)


HE-024-F(1-24)
HE-024-F(25-48)



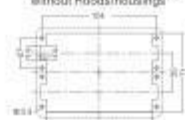
1) 接触体之间最大距离2.1mm
Distance for contact max.2.1mm

	a	b	e	g	c	d	f	m
MF	17	32.5	111	33.5	17	34.5	111	33.5
MCFC	18.3	33.5	111	34	18.3	35.5	111	34
M5FS	18.5	33.8	111	34	18.5	35.6	111	34


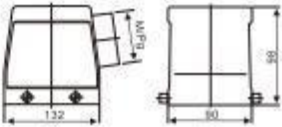

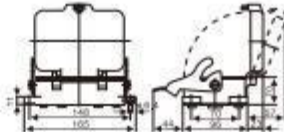

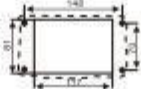

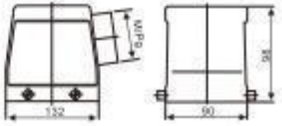

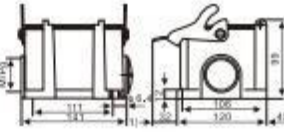


接插针排序
Contacts arrangement view from termination side



面板安装开孔图
Panel cut for inserts for use without Hood/housings



配套外壳 Suit hood/housing

H48B外壳 H48B shell	型号 Type	螺纹 Thread	外形尺寸 Dimensions	H48B外壳 H48B shell	型号 Type	螺纹 Thread	外形尺寸 Dimensions
	H48B-TS-RO-PG29 H48B-TS-RO-PG36 H48B-TS-RO-M32 H48B-TS-RO-M40				不带保护盖 Without protection covers H48B-AG-LB		
					带保护盖 With protection covers H48B-AD-LB		
					外壳底座; 开孔安装 Bulkhead mounted		
	H48B-TG-RO-PG29 H48B-TG-RO-PG36 H48B-TG-RO-M32 H48B-TG-RO-M40 H48B-TG-RO-M50				H48B-SGR-LB-PG29 H48B-SGR-LB-PG36 H48B-SGR-LB-M32 H48B-SGR-LB-M40 1个进线孔/Side entry		
					H48B-SGR-LB-2PG29 H48B-SGR-LB-2PG36 H48B-SGR-LB-2M32 H48B-SGR-LB-2M40 2个进线孔/Side entry		
					高结构/High construction H48B-SDR-LB-PG29 H48B-SDR-LB-PG36 H48B-SDR-LB-M32 H48B-SDR-LB-M40 1个进线孔/Side entry		
					H48B-SDR-LB-2PG29 H48B-SDR-LB-2PG36 H48B-SDR-LB-2M32 H48B-SDR-LB-2M40 2个进线孔/Side entry		
					外壳底座; 表面安装 Surface mounted: Side entry		

Q-04 HEE系列技术特性 HEE technical characteristics



规范/Specifications

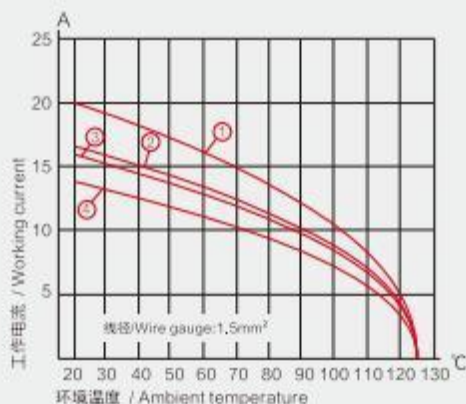
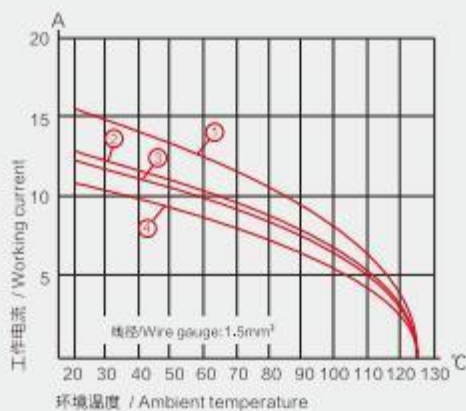
插接体/Inserts

接插件针数/Number of contacts	10, 18, 32, 46, 64(2x32)
工作电流/Working current (见负载图/See current carrying capacity)	92(2x46)+PE
	16A
工作电压/Working voltage	500V
污染等级/Pollution degree	3
额定脉冲耐受电压/Rated impulse voltage	6KV
绝缘电阻/Insulation resistance	$\geq 10^9 \Omega$
材料/Material	polycarbonate
工作温度范围/Temperature range	-40°C...+125°C
阻燃等级(UL94)/Flammability acc.to(UL94)	V0
据UL/CSA 工作电压/Working voltage acc.to UL/CSA	600V
可拔插次数/Mechanical working life(mating cycles)	≥ 500

DIN VDE 0627
DIN VDE 0110
DIN EN 61984

接插针/Contacts

材料/Material	铜/Copper alloy
表面处理/Surface	镀银/Hard silver-plated
接触电阻/Contact resistance	$\leq 1 \text{ m}\Omega$
接线形式/Terminal	冷压压接/Crimp terminal
导线规格/Wire gauge	0.14-4.0mm ² AWG 26-12
剥线长度/Stripping length	7.5mm



①HEE-010 ②HEE-018 ③HEE-032 ④HEE-046

Q-04 HEE系列技术特性 HEE technical characteristics

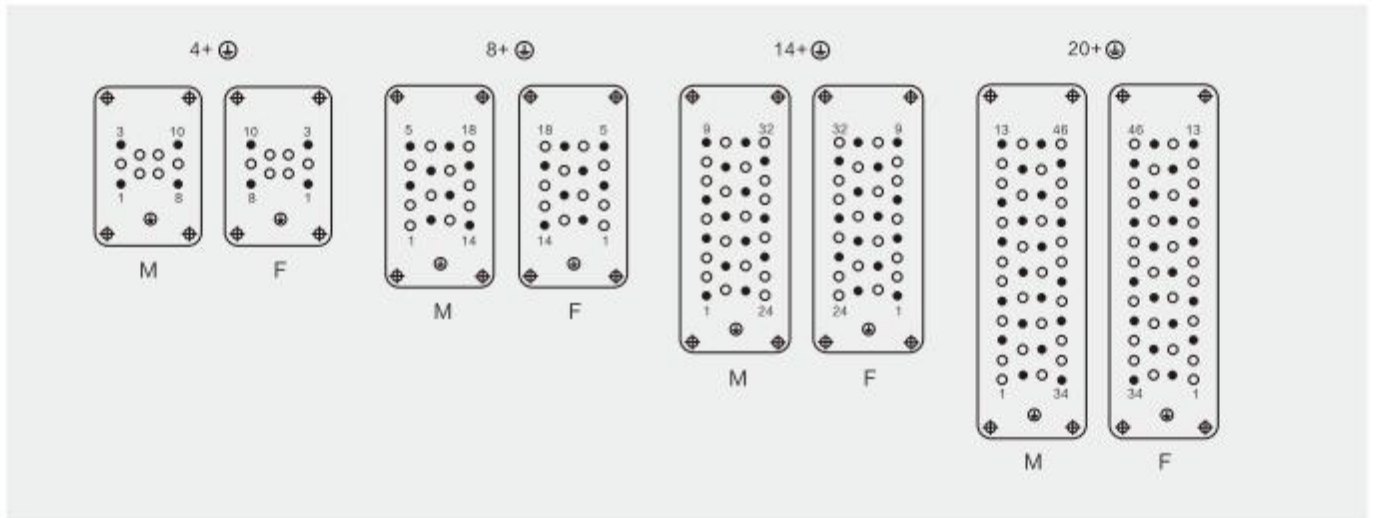
调整后的插针分布 Modified contact arrangement

HEE连接器在装满插针时，在绝缘等级3(C)时，其工作电压可达500V，但其插针分布经过调整，同样在绝缘等级3(C)时，其工作电压允许值可达1000V。

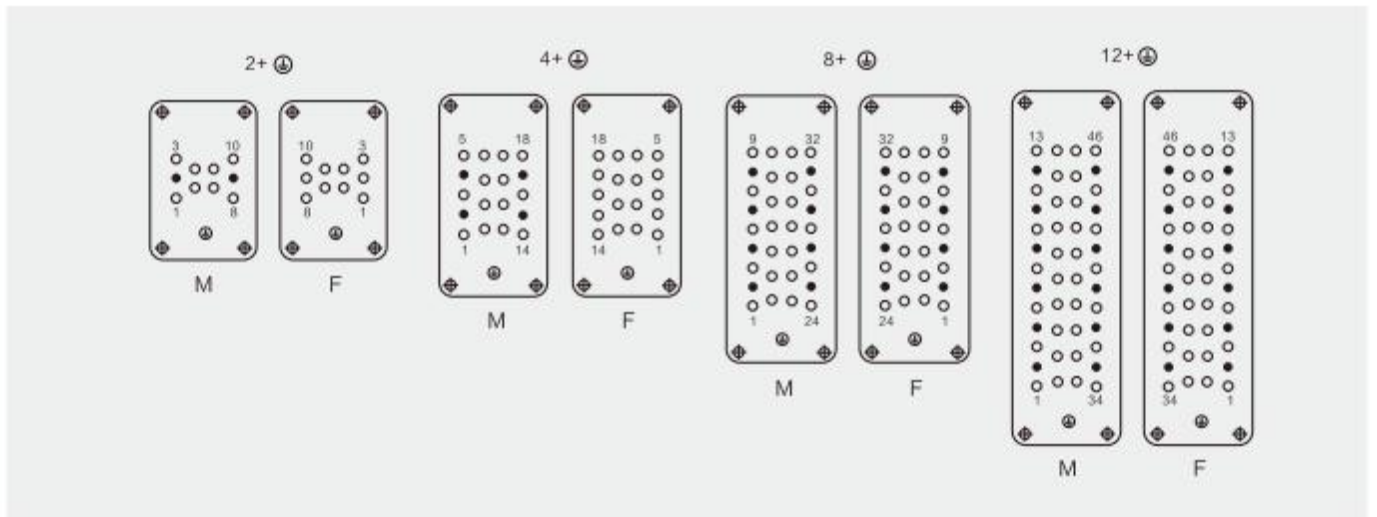
The connector series HEE equipped with all may be used for voltage up to 500V at insulation group C, but modified contact loading arrangement permits use up to 1000V at insulation group C.

HEE系列插针分布图 Contact arrangement view from termination side.

690V-绝缘等级C
Insulation group C



1000V-绝缘等级C
Insulation group C



说明：● 装有插针的插孔 ○ 不装插针的插孔 M-公接行体 F-母接插体

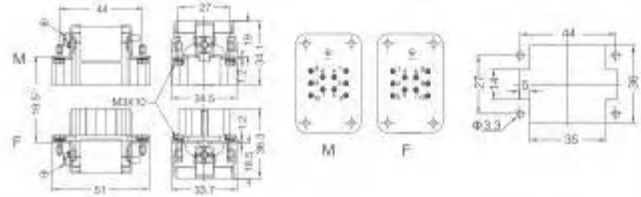
Q-04 HEE Size H6B 10 + ⊕



HEE-010-M



HEE-010-F



1) 接触体之间最大距离21mm
Distance for contact max.21mm

接触针排序
Contacts arrangement view from termination side

面板安装开孔图
Panel cut for inserts for use without Hoods/Housings

HEE系列芯件均为冷压(HEE)压接型,冷压针单独订购,压接及退针均为专用工具,冷压针选择CEM/CEF(16A)冷压针;

配套外壳 Suit hood/housing

H6B外壳 H6B shell	型号 Type	螺纹 Thread	外形尺寸 Dimensions	H6B外壳 H6BA shell	型号 Type	螺纹 Thread	外形尺寸 Dimensions									
<p>外壳上壳: 侧面进线 Hood: Side entry</p>	H6B-TS-RO-PG13.5 H6B-TS-RO-PG16 H6B-TS-RO-M20 H6B-TS-RO-M25			<p>外壳底座: 开孔安装 Bulkhead mounted</p>	H6B-AG-LB H6B-AD-LB											
	高结构/High construction	H6B-TSH-RO-PG21 H6B-TSH-RO-PG29 H6B-TSH-RO-M25 H6B-TSH-RO-M32														
<p>外壳上壳: 顶部进线 Hood: Top entry</p>	H6B-TG-RO-PG13.5 H6B-TG-RO-PG16 H6B-TG-RO-M20 H6B-TG-RO-M25			<p>外壳底座: 表面安装 Surface mounted Side entry</p>	H6B-SGR-LB-PG13.5 H6B-SGR-LB-PG16 H6B-SGR-LB-M20 H6B-SGR-LB-M25											
	高结构/High construction	H6B-TGH-RO-PG21 H6B-TGH-RO-PG29 H6B-TGH-RO-M25 H6B-TGH-RO-M32				<p>1个进线孔/Side entry H6B-SGR-LB-2PG13.5 H6B-SGR-LB-2PG16 H6B-SGR-LB-2M20 H6B-SGR-LB-2M25</p> <p>2个进线孔/Side entry</p> <p>高结构/High construction H6B-SGRH-LB-PG21 H6B-SGRH-LB-PG29 H6B-SGRH-LB-M32</p> <p>1个进线孔/Side entry H6B-SGRH-LB-2PG21 H6B-SGRH-LB-2PG29 H6B-SGRH-LB-2M32</p> <p>2个进线孔/Side entry</p> <table border="1"> <thead> <tr> <th></th> <th>a</th> <th>b</th> <th>h</th> </tr> </thead> <tbody> <tr> <td>低结构</td> <td>40</td> <td>52</td> <td>51</td> </tr> <tr> <td>高结构</td> <td>45</td> <td>57</td> <td>74</td> </tr> </tbody> </table>		a	b	h	低结构	40	52	51	高结构	45
	a	b	h													
低结构	40	52	51													
高结构	45	57	74													
<p>电缆对接下壳 Cable-to cable hood</p>	H6B-TBF-LB-PG13.5 H6B-TBF-LB-PG16 H6B-TBF-LB-M20 H6B-TBF-LB-M25			<p>外壳底座: 表面安装 Surface mounted Side entry</p>	H6B-SDR-LB-PG13.5 H6B-SDR-LB-PG16 H6B-SDR-LB-M20 H6B-SDR-LB-M25											
	高结构/High construction	H6B-TBFH-LB-PG21 H6B-TBFH-LB-PG29 H6B-TBFH-LB-M25 H6B-TBFH-LB-M32				<p>1个进线孔/Side entry H6B-SDR-LB-2PG13.5 H6B-SDR-LB-2PG16 H6B-SDR-LB-2M20 H6B-SDR-LB-2M25</p> <p>2个进线孔/Side entry</p> <p>高结构/High construction H6B-SDRH-LB-PG21 H6B-SDRH-LB-PG29 H6B-SDRH-LB-M32</p> <p>1个进线孔/Side entry H6B-SDRH-LB-2PG21 H6B-SDRH-LB-2PG29 H6B-SDRH-LB-2M32</p> <p>2个进线孔/Side entry</p> <table border="1"> <thead> <tr> <th></th> <th>a</th> <th>b</th> <th>h</th> </tr> </thead> <tbody> <tr> <td>低结构</td> <td>40</td> <td>52</td> <td>51</td> </tr> <tr> <td>高结构</td> <td>45</td> <td>57</td> <td>74</td> </tr> </tbody> </table>		a	b	h	低结构	40	52	51	高结构	45
	a	b	h													
低结构	40	52	51													
高结构	45	57	74													
<p>上壳保护盖 Protection covers to hoods</p>	H6B-KDT															

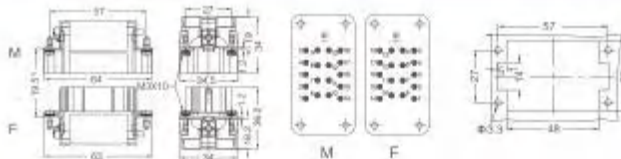
Q-04 HEE Size H10B 18 + ⊕



HEE-018-M



HEE-018-F



1) 接触体之间最大距离21mm
Distance for contact max.21mm

接插针排序
Contacts arrangement view from termination side

面板安装开孔图
Panel cut for inserts for use without Hoods/Housings

HEE系列芯件均为冷压(HEE)压接型, 冷压针线单独订购, 压接及道针均为专用工具, 冷压针选择CEM/CEF(16A)冷压针;


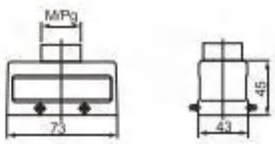

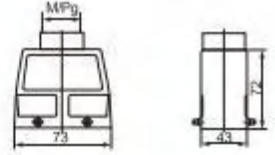
配套外壳 Suit hood/housing

H10B外壳 H10B shell	型号 Type	螺纹 Thread	外形尺寸 Dimensions
<p>外表上壳: 侧面进线 Hood: Side entry</p>	H10B-TS-RO-PG16 H10B-TS-RO-M20 H10B-TS-RO-M25		
	高结构/High construction		
<p>外表上壳: 顶部进线 Hood: Top entry</p>	H10B-TSH-RO-PG21 H10B-TSH-RO-PG29 H10B-TSH-RO-M25 H10B-TSH-RO-M32		
	高结构/High construction		
<p>外表底座: 表面安装 Surface mounted: Side entry</p>	H10B-TG-RO-PG16 H10B-TG-RO-M20 H10B-TG-RO-M25		
	高结构/High construction		
<p>外表底座: 表面安装 Surface mounted: Side entry</p>	H10B-TGH-RO-PG21 H10B-TGH-RO-PG29 H10B-TGH-RO-M25 H10B-TGH-RO-M32		
	高结构/High construction		
<p>电缆对接下壳 Cable-to cable hood</p>	H10B-TBF-LB-PG16 H10B-TBF-LB-M20 H10B-TBF-LB-M25		
	高结构/High construction		
<p>外表底座: 开孔安装 Bulkhead mounted</p>	H10B-TBF-LB-PG21 H10B-TBF-LB-PG29 H10B-TBF-LB-M25 H10B-TBF-LB-M32		
	不带保护盖 Without protection covers H10B-AG-LB 带保护盖 With protection covers H10B-AD-LB		


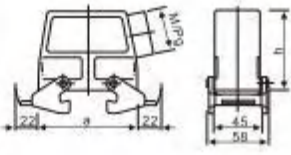
H10B外壳 H10B shell	型号 Type	螺纹 Thread	外形尺寸 Dimensions
<p>外表底座: 表面安装 Surface mounted: Side entry</p>	H10B-SGR-LB-PG16 H10B-SGR-LB-M20 H10B-SGR-LB-M25		
	高结构/High construction		
<p>外表底座: 表面安装 Surface mounted: Side entry</p>	H10B-SGRH-LB-PG21 H10B-SGRH-LB-PG29 H10B-SGRH-LB-M25		
	高结构/High construction		
<p>外表底座: 表面安装 Surface mounted: Side entry</p>	H10B-SDR-LB-PG16 H10B-SDR-LB-M20 H10B-SDR-LB-M25		
	高结构/High construction		
<p>外表底座: 表面安装 Surface mounted: Side entry</p>	H10B-SDRH-LB-PG21 H10B-SDRH-LB-PG29 H10B-SDRH-LB-M25		
	高结构/High construction		
<p>外表底座: 表面安装 Surface mounted: Side entry</p>	H10B-TS-PG16 H10B-TS-M20 H10B-TS-M25		
	高结构/High construction		
<p>外表底座: 表面安装 Surface mounted: Side entry</p>	H10B-TSH-PG21 H10B-TSH-PG29 H10B-TSH-M25 H10B-TSH-M32		
	高结构/High construction		

Q-04 HEE Size H10B 18 + ⊕

配套外壳 Suit hood/housing


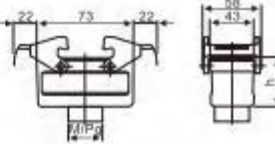
H10B外壳 H10B shell	型号 Type	螺纹 Thread	外形尺寸 Dimensions
	H10B-TG-PG16 H10B-TG-M20 H10B-TG-M25		
	高结构/High construction		
	H10B-TGH-PG21 H10B-TGH-PG29 H10B-TGH-M25 H10B-TGH-M32		
	低结构/Low construction		
	高结构/High construction		

外壳上壳：顶部进线
Hood: Top entry

H10B外壳 H10B shell	型号 Type	螺纹 Thread	外形尺寸 Dimensions
	H10B-TSB-PG16 H10B-TSB-M20 H10B-TSB-M25		
	高结构/High construction		
	低结构/Low construction		
	高结构/High construction		


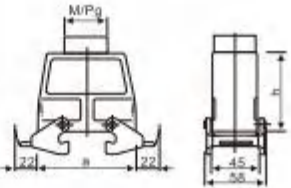
侧出带双扣上壳
Side entry housing with 2 levers

	a	h
低结构/Low construction	73	57
高结构/High construction	73	72

H10B外壳 H10B shell	型号 Type	螺纹 Thread	外形尺寸 Dimensions
	H10B-TBF-PG16 H10B-TBF-M20 H10B-TBF-M25		
	高结构/High construction		
	低结构/Low construction		
	高结构/High construction		

电缆对接下壳
Cable-to-cable hood

	h
低结构/Low construction	48
高结构/High construction	72


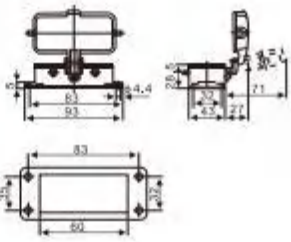
H10B外壳 H10B shell	型号 Type	螺纹 Thread	外形尺寸 Dimensions
	H10B-TGB-PG16 H10B-TGB-M20 H10B-TGB-M25		
	高结构/High construction		
	低结构/Low construction		
	高结构/High construction		

顶出带双扣上壳
Top entry housing with 2 levers


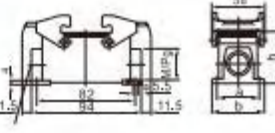
	a	h
低结构/Low construction	73	45
高结构/High construction	73	72

H10B外壳 H10B shell	型号 Type	螺纹 Thread	外形尺寸 Dimensions
	H10B-AG		
	低结构/Low construction		
	高结构/High construction		

外壳底座：开孔安装
Bulkhead mounted


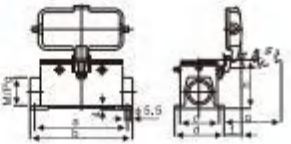
H10B外壳 H10B shell	型号 Type	螺纹 Thread	外形尺寸 Dimensions
	H10B-AD-BO		
	低结构/Low construction		
	高结构/High construction		

4耳带盖开孔底座
Bulkhead mounted with 2 bolts

H10B外壳 H10B shell	型号 Type	螺纹 Thread	外形尺寸 Dimensions
	H10B-SGR-PG16 H10B-SGR-M20 H10B-SGR-M25		
	1个进线孔/Side entry		
	高结构/High construction		
	低结构/Low construction		
	高结构/High construction		

外壳底座：表面安装
Surface mounted: Side entry

	a	b	h
低结构	40	52	54
高结构	45	57	74



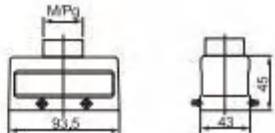


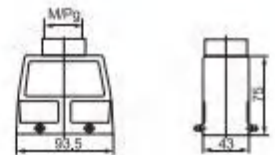


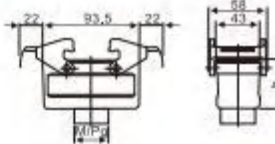

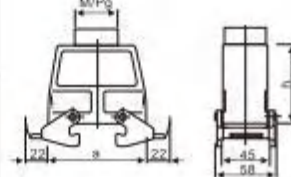



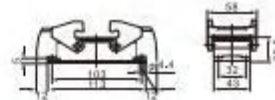

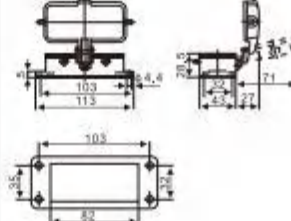
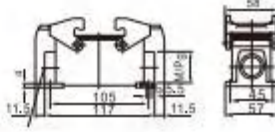









H10B外壳 H10B shell	型号 Type	螺纹 Thread	外形尺寸 Dimensions
	H10B-SDR-BO-PG16 H10B-SDR-BO-M20 H10B-SDR-BO-M25		
	1个进线孔/Side entry		
	高结构/High construction		
	低结构/Low construction		
	高结构/High construction		

4耳带盖表面安装底座
Surface mounting with 2 bolts

	a	b	c	d	f	g	h
低结构	82	94	40	52	22	67	64
高结构	82	94	45	57	20	65	74



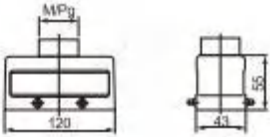

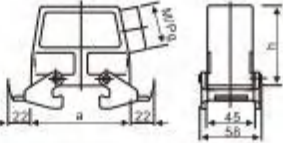
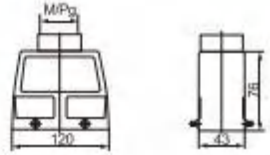
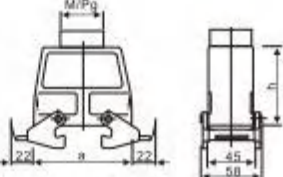

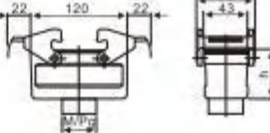

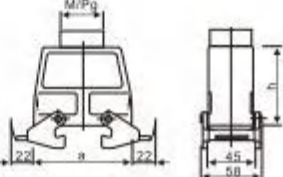





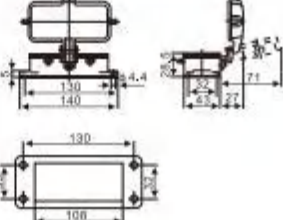
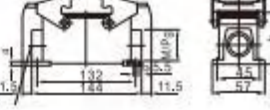
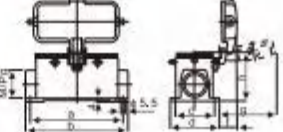

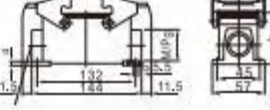

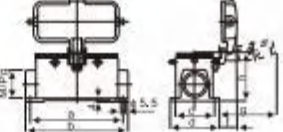

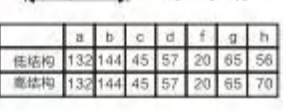


Q-04 HEE Size H16B 32 + ⊕

配套外壳 Suit hood/housing

H16B外壳 H16B shell	型号 Type	螺纹 Thread	外形尺寸 Dimensions	H16B外壳 H16B shell	型号 Type	螺纹 Thread	外形尺寸 Dimensions
  外壳上壳：顶部进线 Hood: Top entry	H16B-TG-PG21 H16B-TG-M25 H16B-TG-M32			 侧出带双扣上壳 Side entry housing with 2 levers	H16B-TSB-PG21 H16B-TSB-M25 H16B-TSB-M32		
	H16B-TGH-PG21 H16B-TGH-M25 H16B-TGH-M32				H16B-TSBH-PG21 H16B-TSBH-M25 H16B-TSBH-M32		
 电缆对接下壳 Cable-to cable hood	H16B-TBF-PG21 H16B-TBF-M25 H16B-TBF-M32			 顶出带双扣上壳 Top entry housing with 2 levers	H16B-TGB-PG21 H16B-TGB-M25 H16B-TGB-M32		
	H16B-TBFH-PG21 H16B-TBFH-M25 H16B-TBFH-M32				H16B-TGBH-PG21 H16B-TGBH-M25 H16B-TGBH-M32		
 外壳底座：开孔安装 Bulkhead mounted	H16B-AG			 4耳带盖开孔底座 Bulkhead mounted with 2 bolts	H16B-AD-BO		
	H16B-SGR-PG21 H16B-SGR-M25 H16B-SGR-M32 1个进线孔/Side entry				 4耳带盖表面安装底座 Surface mounting with 2 bolts	H16B-SDR-BO-PG21 H16B-SDR-BO-M25 H16B-SDR-BO-M32 1个进线孔/Side entry	
H16B-SGR-2PG21 H16B-SGR-2M25 H16B-SGR-2M32 2个进线孔/Side entry			H16B-SDR-BO-2PG21 H16B-SDR-BO-2M25 H16B-SDR-BO-2M32 2个进线孔/Side entry				
 外壳底座：表面安装 Surface mounted: Side entry	H16B-SGRH-PG21 H16B-SGRH-M25 H16B-SGRH-M32 1个进线孔/Side entry			 4耳带盖表面安装底座 Surface mounting with 2 bolts	H16B-SDRH-BO-PG21 H16B-SDRH-BO-M25 H16B-SDRH-BO-M32 1个进线孔/Side entry		
	H16B-SGRH-2PG21 H16B-SGRH-2PG29 H16B-SGRH-2M32 2个进线孔/Side entry				H16B-SDRH-BO-2PG21 H16B-SDRH-BO-2PG29 H16B-SDRH-BO-2M32 2个进线孔/Side entry		

Q-04 HEE Size H24B 46 + ⊕

配套外壳 Suit hood/housing

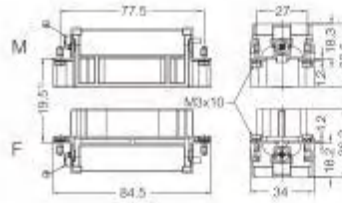
H24B外壳 H24B shell	型号 Type	螺纹 Thread	外形尺寸 Dimensions	H24B外壳 H24B shell	型号 Type	螺纹 Thread	外形尺寸 Dimensions																				
  外壳上壳：顶部进线 Hood: Top entry	H24B-TG-PG21 H24B-TG-M25 H24B-TG-M32			 侧出带双扣上壳 Side entry housing with 2 levers	H24B-TSB-PG21 H24B-TSB-M25 H24B-TSB-M32		 <table border="1" data-bbox="1201 633 1477 709"> <tr><td>低结构/Low construction</td><td>120</td><td>62.5</td></tr> <tr><td>高结构/High construction</td><td>120</td><td>76</td></tr> </table>	低结构/Low construction	120	62.5	高结构/High construction	120	76														
	低结构/Low construction	120	62.5																								
高结构/High construction	120	76																									
H24B-TGH-PG21 H24B-TGH-PG29 H24B-TGH-M25 H24B-TGH-M32		 <table border="1" data-bbox="527 1037 755 1113"> <tr><td>低结构/Low construction</td><td>h</td></tr> <tr><td>高结构/High construction</td><td>78</td></tr> </table>	低结构/Low construction	h	高结构/High construction	78	H24B-TSBH-PG21 H24B-TSBH-PG29 H24B-TSBH-M25 H24B-TSBH-M32		 <table border="1" data-bbox="1201 1037 1477 1113"> <tr><td>低结构/Low construction</td><td>120</td><td>55</td></tr> <tr><td>高结构/High construction</td><td>120</td><td>76</td></tr> </table>	低结构/Low construction	120	55	高结构/High construction	120	76												
低结构/Low construction	h																										
高结构/High construction	78																										
低结构/Low construction	120	55																									
高结构/High construction	120	76																									
 电缆对接下壳 Cable-to cable hood	H24B-TBF-PG21 H24B-TBF-M25 H24B-TBF-M32		 <table border="1" data-bbox="527 1037 755 1113"> <tr><td>低结构/Low construction</td><td>h</td></tr> <tr><td>高结构/High construction</td><td>55</td></tr> </table>	低结构/Low construction	h	高结构/High construction	55	 顶出带双扣上壳 Top entry housing with 2 levers	H24B-TGB-PG21 H24B-TGB-M25 H24B-TGB-M32		 <table border="1" data-bbox="1201 1037 1477 1113"> <tr><td>低结构/Low construction</td><td>120</td><td>55</td></tr> <tr><td>高结构/High construction</td><td>120</td><td>76</td></tr> </table>	低结构/Low construction	120	55	高结构/High construction	120	76										
	低结构/Low construction	h																									
高结构/High construction	55																										
低结构/Low construction	120	55																									
高结构/High construction	120	76																									
H24B-TBFH-PG21 H24B-TBFH-PG29 H24B-TBFH-M25 H24B-TBFH-M32		 <table border="1" data-bbox="527 1037 755 1113"> <tr><td>低结构/Low construction</td><td>h</td></tr> <tr><td>高结构/High construction</td><td>78</td></tr> </table>	低结构/Low construction	h	高结构/High construction	78	H24B-TGBH-PG21 H24B-TGBH-PG29 H24B-TGBH-M25 H24B-TGBH-M32		 <table border="1" data-bbox="1201 1037 1477 1113"> <tr><td>低结构/Low construction</td><td>120</td><td>55</td></tr> <tr><td>高结构/High construction</td><td>120</td><td>76</td></tr> </table>	低结构/Low construction	120	55	高结构/High construction	120	76												
低结构/Low construction	h																										
高结构/High construction	78																										
低结构/Low construction	120	55																									
高结构/High construction	120	76																									
 外壳底座：开孔安装 Bulkhead mounted	H24B-AG			 4耳带盖开孔底座 Bulkhead mounted with 2 bolts	H24B-AD-BO																						
	H24B-SGR-PG21 H24B-SGR-M25 H24B-SGR-M32 1个进线孔/Side entry		 <table border="1" data-bbox="527 1867 755 1943"> <tr><td>低结构/Low construction</td><td>h</td></tr> <tr><td>高结构/High construction</td><td>58</td></tr> </table>		低结构/Low construction	h	高结构/High construction	58	H24B-SDR-BO-PG21 H24B-SDR-BO-M25 H24B-SDR-BO-M32 1个进线孔/Side entry		 <table border="1" data-bbox="1193 1867 1477 1943"> <tr><td>低结构</td><td>132</td><td>144</td><td>45</td><td>57</td><td>20</td><td>65</td><td>56</td></tr> <tr><td>高结构</td><td>132</td><td>144</td><td>45</td><td>57</td><td>20</td><td>65</td><td>70</td></tr> </table>	低结构	132	144	45	57	20	65	56	高结构	132	144	45	57	20	65	70
低结构/Low construction	h																										
高结构/High construction	58																										
低结构	132	144	45	57	20	65	56																				
高结构	132	144	45	57	20	65	70																				
 外壳底座：表面安装 Surface mounted: Side entry	H24B-SGR-2PG21 H24B-SGR-2M25 H24B-SGR-2M32 2个进线孔/Side entry		 <table border="1" data-bbox="527 1867 755 1943"> <tr><td>低结构/Low construction</td><td>h</td></tr> <tr><td>高结构/High construction</td><td>70</td></tr> </table>	低结构/Low construction	h	高结构/High construction	70	 4耳带盖表面安装底座 Surface mounting with 2 bolts	H24B-SDR-BO-2PG21 H24B-SDR-BO-2M25 H24B-SDR-BO-2M32 2个进线孔/Side entry		 <table border="1" data-bbox="1193 1867 1477 1943"> <tr><td>低结构</td><td>132</td><td>144</td><td>45</td><td>57</td><td>20</td><td>65</td><td>56</td></tr> <tr><td>高结构</td><td>132</td><td>144</td><td>45</td><td>57</td><td>20</td><td>65</td><td>70</td></tr> </table>	低结构	132	144	45	57	20	65	56	高结构	132	144	45	57	20	65	70
	低结构/Low construction	h																									
高结构/High construction	70																										
低结构	132	144	45	57	20	65	56																				
高结构	132	144	45	57	20	65	70																				
H24B-SGRH-PG21 H24B-SGRH-PG29 H24B-SGRH-M32 1个进线孔/Side entry			H24B-SDRH-BO-PG21 H24B-SDRH-BO-M25 H24B-SDRH-BO-M32 1个进线孔/Side entry																								
H24B-SGRH-2PG21 H24B-SGRH-2PG29 H24B-SGRH-2M32 2个进线孔/Side entry			H24B-SDRH-BO-2PG21 H24B-SDRH-BO-2PG29 H24B-SDRH-BO-2M32 2个进线孔/Side entry																								

Q-04 HEE Size H32B 64 + ⊕



HEE-032-M(1-32)
HEE-032-M(33-64)


HEE-032-F(1-32)
HEE-032-F(33-64)



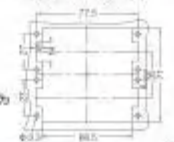
1) 按插体之间最大距离2.1mm
Distance for contact max.2.1mm

HEE系列芯件均为冷压(HEE)压接型, 冷压针选单端订购, 压接及量针均为专用工具, 冷压针选择CEM/CEF(16A)冷压针;

接插针排序
Contacts arrangement view from termination side




面板安装开孔图
Panel cut for inserts for use without hoods/housings



配套外壳 Suit hood/housing

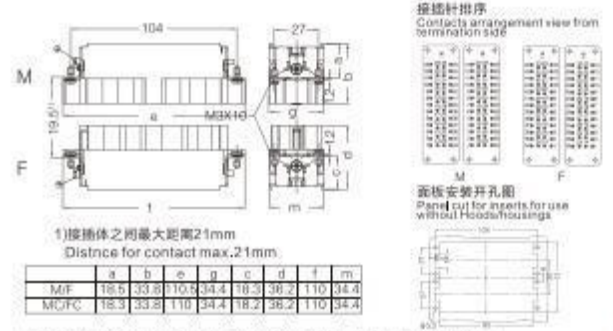
H32B外壳 H32B shell	型号 Type	螺纹 Thread	外形尺寸 Dimensions	H32B外壳 H32B shell	型号 Type	螺纹 Thread	外形尺寸 Dimensions
	H32B-TS-PG29 H32B-TS-PG36 H32B-TS-M32 H32B-TS-M40				H32B-TS-RO-PG29 H32B-TS-RO-M32 H32B-TS-RO-M40		
外壳上壳: 侧面进线 Hood: Side entry				外壳上壳: 侧面进线 Hood: Side entry			
	H32B-TG-PG29 H32B-TG-PG36 H32B-TG-M32 H32B-TG-M40				H32B-TG-RO-PG29 H32B-TG-RO-PG36 H32B-TG-RO-M32 H32B-TG-RO-M40 H32B-TG-RO-M50		
外壳上壳: 顶部进线 Hood: Top entry				外壳上壳: 顶部进线 Hood: Top entry			
	H32B-AG				不带保护盖 Without protection covers H32B-AD-LB 带保护盖 With protection covers H32B-AG-LB		
外壳底座: 开孔安装 Bulkhead mounted				外壳底座: 开孔安装 Bulkhead mounted			
	H32B-SGR-PG29 H32B-SGR-M32 H32B-SGR-M40 1个进线孔 H32B-SGR-2PG29 H32B-SGR-2M32 H32B-SGR-2M40 2个进线孔				H32B-SGR-LB-PG29 H32B-SGR-LB-M32 H32B-SGR-LB-M40 1个进线孔/Side entry H32B-SGR-LB-2PG29 H32B-SGR-LB-2M32 H32B-SGR-LB-2M40 2个进线孔/Side entry		
外壳底座: 表面安装 Surface mounted: Side entry				外壳底座: 表面安装 Surface mounted: Side entry			
	H32B-TBF-PG29 H32B-TBF-M32 H32B-TBF-M40 H32B-TBF-M50				高结构/High construction H32B-SDR-LB-PG29 H32B-SDR-LB-M32 H32B-SDR-LB-M40 1个进线孔/Side entry H32B-SDR-LB-2PG29 H32B-SDR-LB-2M32 H32B-SDR-LB-2M40 2个进线孔/Side entry		
电缆对接下壳 Cable-to-cable hood				外壳底座: 表面安装 Surface mounted: Side entry			

Q-04 HEE Size H48B 92 + ⊕



HEE-046-M(1-46)
HEE-046-M(47-92)

HEE-046-F(1-46)
HEE-046-F(47-92)



插接针排序
Contacts arrangement view from termination side

M	1	2	3	4	5	6	7	8	9	10	11	12	13	14	15	16	17	18	19	20	21	22	23	24	25	26	27	28	29	30	31	32	33	34	35	36	37	38	39	40	41	42	43	44	45	46
F	47	48	49	50	51	52	53	54	55	56	57	58	59	60	61	62	63	64	65	66	67	68	69	70	71	72	73	74	75	76	77	78	79	80	81	82	83	84	85	86	87	88	89	90	91	92




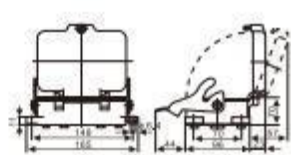

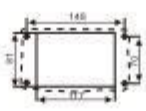


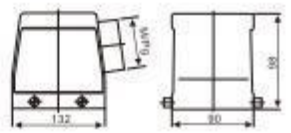

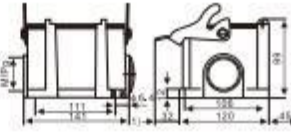



面板安装开孔图
Panel cut for inserts for use without Hoods/Housings

1) 插接体之间最大距离21mm
Distance for contact max.21mm

	a	b	e	g	c	d	f	m
M/F	18.5	33.8	110.8	34.4	18.3	36.2	110	34.4
MC/FC	18.3	33.2	110	34.4	18.2	36.2	110	34.4

HEE系列零件均为冷压(HEE)连接器, 冷压针须单独订购, 压接及插针均为专用工具, 冷压针选像CEM/CEF(16A)冷压针;

配套外壳 Suit hood/housing

H48B外壳 H48B shell	型号 Type	螺纹 Thread	外形尺寸 Dimensions	H48B外壳 H48B shell	型号 Type	螺纹 Thread	外形尺寸 Dimensions
	H48B-TS-RO-PG29 H48B-TS-RO-PG36 H48B-TS-RO-M32 H48B-TS-RO-M40				不带保护盖 Without protection covers H48B-AG-LB		
外壳上壳: 侧面进线 Hood: Side entry					带保护盖 With protection covers H48B-AD-LB		
					外壳底座: 开孔安装 Bulkhead mounted		
	H48B-TG-RO-PG29 H48B-TG-RO-PG36 H48B-TG-RO-M32 H48B-TG-RO-M40 H48B-TG-RO-M50				H48B-SGR-LB-PG29 H48B-SGR-LB-PG36 H48B-SGR-LB-M32 H48B-SGR-LB-M40 1个进线孔/Side entry		
外壳上壳: 顶部进线 Hood: Top entry					H48B-SGR-LB-2PG29 H48B-SGR-LB-2PG36 H48B-SGR-LB-2M32 H48B-SGR-LB-2M40 2个进线孔/Side entry		
					高结构/High construction H48B-SDR-LB-PG29 H48B-SDR-LB-PG36 H48B-SDR-LB-M32 H48B-SDR-LB-M40 1个进线孔/Side entry		
					外壳底座: 表面安装 Surface mounted: Side entry		
					H48B-SDR-LB-2PG29 H48B-SDR-LB-2PG36 H48B-SDR-LB-2M32 H48B-SDR-LB-2M40 2个进线孔/Side entry		

Q-05 HD系列技术特性 HD technical characteristics



规范/Specifications

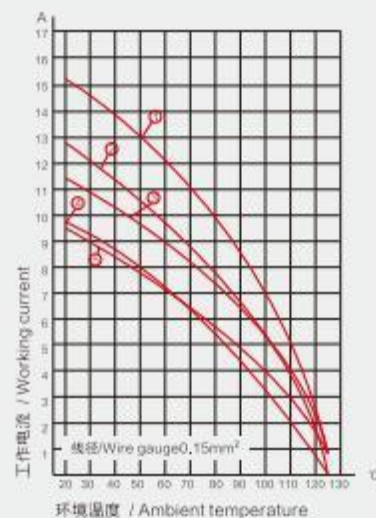
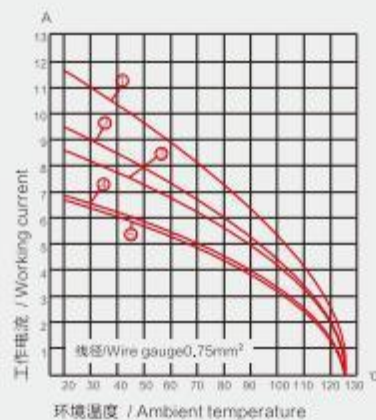
DIN VDE 0627
DIN VDE 0110
DIN EN 61984

插接体/Inserts

接插件针数/Number of contacts	7,8,15,25,40,50(2x25) 64,80,(2x40),128(2x64)+PE
工作电流/Working current (见负载图/See current carrying capacity)	10A
工作电压/Working voltage	250V
污染等级/Pollution degree	3
额定脉冲耐受电压/Rated impulse voltage	4KV
绝缘电阻/Insulation resistance	$\geq 10^9 \Omega$
材料/Material	PC
工作温度范围/Temperature range	-40°C...+125°C
阻燃等级(UL94)/Flammability acc.to(UL94)	V0
据UL/CSA 工作电压/Working voltage acc.to UL/CSA	600V
可拔插次数/Mechanical working life(mating cycles)	≥ 500


接插针/Contacts

材料/Material	铜/Copper alloy
表面处理/Surface	镀银/Hard silver-plated
接触电阻/Contact resistance	$\leq 3m\Omega$
接线形式/Terminal	冷压压接/Crimp terminal
导线规格/Wire gauge	0.14-2.5mm ² AWG 26-14




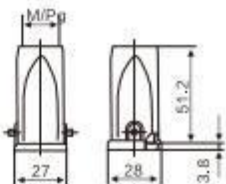

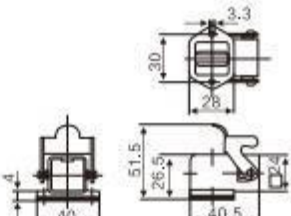

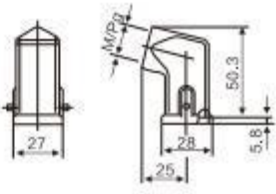

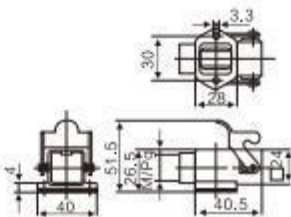

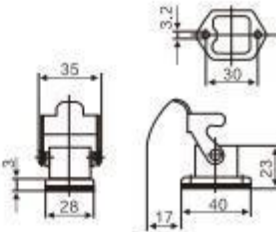

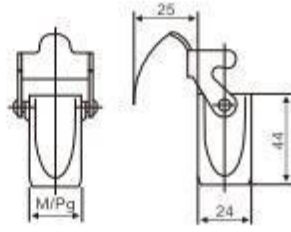
- ① HD-007 ② HD-015
③ HD-025 ④ HD-040 ⑤ HD-064

Q-05 HD Size H3A 7 + ⊕ 8 + ⊕



HD系列零件均为冷压针(HD)压接型, 冷压针须单独订购, 压接及退针均为专用工具, 冷压针选择CDM/CDF(10A)冷压针。

配套外壳 Suit hood/housing

H3A外壳 H3A shell	型号 Type	螺纹 Thread	外形尺寸 Dimensions	H3A外壳 H3A shell	型号 Type	螺纹 Thread	外形尺寸 Dimensions
	H3A-MTG-PG11 H3A-MTG-M20				H3A-MAGS		
底部进线 Top entry				开孔安装(突出形式) Bulkhead mounting: Bottom entry			
	H3A-MTS-PG11 H3A-MTS-M20				H3A-MAGSV-PG11 H3A-MAGSV-M20		
侧面进线 Side entry				表面安装(突出形式) Surface mounting: Side entry			
	H3A-MAG				H3A-MTGVB-PG11 H3A-MTGVB-M20		
开孔安装 Bulkhead mounting: Bottom entry				电缆对接外壳 Cable-to-cable hood			

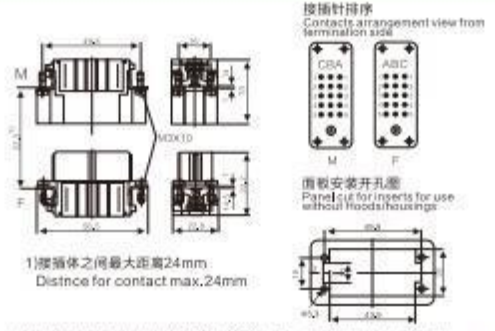
Q-05 HD Size H10A 15 + ⊕



HD-15-M



HD-15-F



1) 接触体之间最大距离24mm
Distance for contact max.24mm

HD系列芯件均为冷压针(HD)冷压针类单独订购。压接及退针均为专用工具。冷压针选择CDM/GDF(10A)冷压针

配套外壳 Suit hood/housing

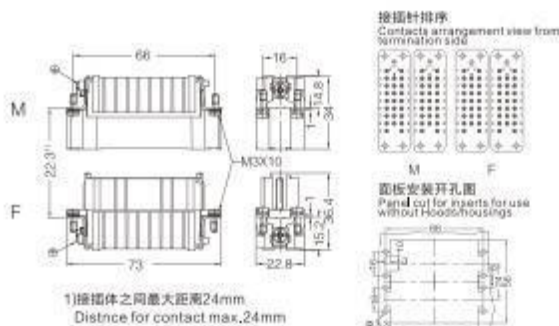
H10A外壳 H10A shell	系列 Series	结构 Structure	外形尺寸 Dimensions	H10A外壳 H10A shell	系列 Series	结构 Structure	外形尺寸 Dimensions
	H10A-TS-RO-PG16 H10A-TS-RO-M20 H10A-TS-RO-M25	高结构/High construction			H10A-SGR-LB-PG16 H10A-SGR-LB-M20 H10A-SGR-LB-M25	1个进线孔/Side entry	
	H10A-TSH-RO-PG21 H10A-TSH-RO-M25	高结构/High construction			H10A-SGR-LB-2PG16 H10A-SGR-LB-2M20 H10A-SGR-LB-2M25	2个进线孔/Side entry	
	H10A-TG-RO-PG16 H10A-TG-RO-M20 H10A-TG-RO-M25	高结构/High construction			H10A-SDR-LB-PG16 H10A-SDR-LB-M20 H10A-SDR-LB-M25	1个进线孔/Side entry	
	H10A-TGH-RO-PG21 H10A-TGH-RO-M25	高结构/High construction			H10A-SDR-LB-2PG16 H10A-SDR-LB-2M20 H10A-SDR-LB-2M25	2个进线孔/Side entry	
	H10A-TG-RO-PG16 H10A-TG-RO-M20 H10A-TG-RO-M25	高结构/High construction			H10A-TBF-LB-PG16 H10A-TBF-LB-M20 H10A-TBF-LB-M25	高结构/High construction	
	H10A-TGH-RO-PG21 H10A-TGH-RO-M25	高结构/High construction			H10A-TBFH-LB-PG21 H10A-TBFH-LB-M25	高结构/High construction	
	不带保护盖 H10A-AG-LB 带保护盖 H10A-AD-LB				H10A-KDT		

Q-05 HD Size H32A 50 + ⊕



HD-025-M(1-50)
HD-025-M(26-50)


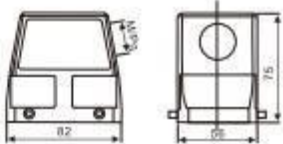

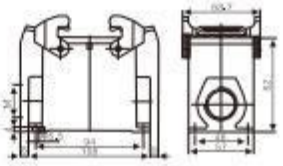



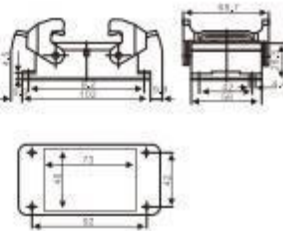
HD-025-F(1-50)
HD-025-F(26-50)



1) 接插体之间最大距离24mm
Distance for contact max. 24mm

HD系列芯件均为冷压(HD)压接型, 冷压针须单独订购, 压接及压针均为专用工具, 冷压针选择CEM/CEF(10A)冷压针;

配套外壳 Suit hood/housing

H32A外壳 H32A shell	型号 Type	螺纹 Thread	外形尺寸 Dimensions	H32A上壳 H32A Upper shell	型号 Type	螺纹 Thread	外形尺寸 Dimensions
	H32A-TS-PG21 H32A-TS-PG29 H32A-TS-M25 H32A-TS-M32				H32A-SGR-PG21 H32A-SGR-PG29 H32A-SGR-M25 H32A-SGR-M32 1个进线孔/Side entry		
	H32A-TG-PG21 H32A-TG-PG29 H32A-TG-M25 H32A-TG-M32 H32A-TG-M40				H32A-SGR-2PG21 H32A-SGR-2PG29 H32A-SGR-2M25 H32A-SGR-2M32 2个进线孔/Side entry		
	H32A-AG						

外壳上壳: 侧面进线
Hood: Side entry


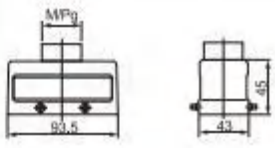

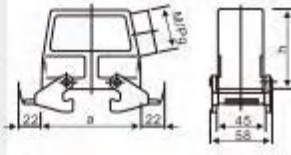
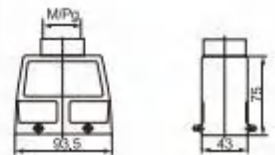


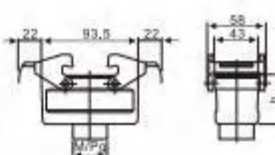

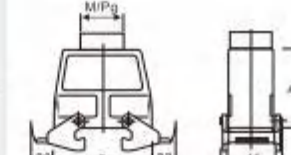
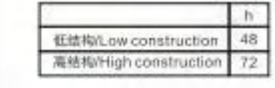


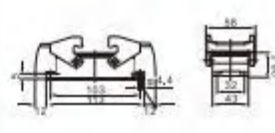

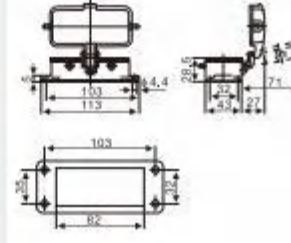
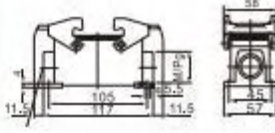
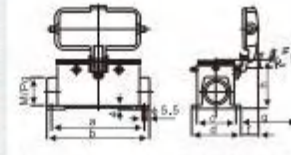

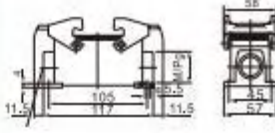

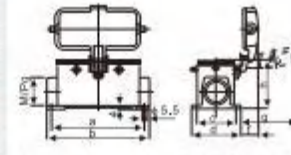
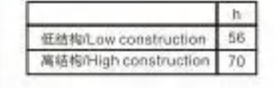
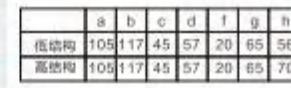


外壳底座: 表面安装
Surface mounted;
Side entry

外壳上壳: 顶部进线
Hood: Top entry

外壳底座: 开孔安装
Bulkhead: mounted

Q-05 HD Size H16B 40 + ⊕

配套外壳 Suit hood/housing

H16B外壳 H16B shell	型号 Type	螺纹 Thread	外形尺寸 Dimensions	H16B外壳 H16B shell	型号 Type	螺纹 Thread	外形尺寸 Dimensions																												
 <p>外壳上壳: 顶部进线 Hood: Top entry</p>	H16B-TG-PG21 H16B-TG-M25 H16B-TG-M32			 <p>侧出带双扣上壳 Side entry housing with 2 levers</p>	H16B-TSB-PG21 H16B-TSB-M25 H16B-TSB-M32		 <table border="1"> <tr> <td></td> <td>a</td> <td>h</td> </tr> <tr> <td>低结构/Low construction</td> <td>93.5</td> <td>62.5</td> </tr> <tr> <td>高结构/High construction</td> <td>93.5</td> <td>76</td> </tr> </table>		a	h	低结构/Low construction	93.5	62.5	高结构/High construction	93.5	76																			
		a	h																																
低结构/Low construction	93.5	62.5																																	
高结构/High construction	93.5	76																																	
H16B-TGH-PG21 H16B-TGH-PG29 H16B-TGH-M25 H16B-TGH-M32			H16B-TSBH-PG21 H16B-TSBH-PG29 H16B-TSBH-M25 H16B-TSBH-M32		 <table border="1"> <tr> <td></td> <td>a</td> <td>h</td> </tr> <tr> <td>低结构/Low construction</td> <td>93.5</td> <td>62.5</td> </tr> <tr> <td>高结构/High construction</td> <td>93.5</td> <td>76</td> </tr> </table>		a	h	低结构/Low construction	93.5	62.5	高结构/High construction	93.5	76																					
	a	h																																	
低结构/Low construction	93.5	62.5																																	
高结构/High construction	93.5	76																																	
 <p>电缆对接下壳 Cable-to cable hood</p>	H16B-TBF-PG21 H16B-TBF-M25 H16B-TBF-M32		 <table border="1"> <tr> <td></td> <td>h</td> </tr> <tr> <td>低结构/Low construction</td> <td>48</td> </tr> <tr> <td>高结构/High construction</td> <td>72</td> </tr> </table>		h	低结构/Low construction	48	高结构/High construction	72	 <p>顶出带双扣上壳 Top entry housing with 2 levers</p>	H16B-TGB-PG21 H16B-TGB-M25 H16B-TGB-M32		 <table border="1"> <tr> <td></td> <td>a</td> <td>h</td> </tr> <tr> <td>低结构/Low construction</td> <td>93.5</td> <td>45</td> </tr> <tr> <td>高结构/High construction</td> <td>93.5</td> <td>76</td> </tr> </table>		a	h	低结构/Low construction	93.5	45	高结构/High construction	93.5	76													
		h																																	
低结构/Low construction	48																																		
高结构/High construction	72																																		
	a	h																																	
低结构/Low construction	93.5	45																																	
高结构/High construction	93.5	76																																	
H16B-TBFH-PG21 H16B-TBFH-PG29 H16B-TBFH-M25 H16B-TBFH-M32			H16B-TGBH-PG21 H16B-TGBH-PG29 H16B-TGBH-M25 H16B-TGBH-M32																																
 <p>外壳底座: 开孔安装 Bulkhead mounted</p>	H16B-AG			 <p>4耳带盖开孔底座 Bulkhead mounted with 2 bolts</p>	H16B-AD-BO																														
	H16B-SGR-PG21 H16B-SGR-M25 H16B-SGR-M32 1个进线孔/Side entry		 <table border="1"> <tr> <td></td> <td>h</td> </tr> <tr> <td>低结构/Low construction</td> <td>56</td> </tr> <tr> <td>高结构/High construction</td> <td>70</td> </tr> </table>			h		低结构/Low construction	56	高结构/High construction	70	H16B-SDR-BO-PG21 H16B-SDR-BO-M25 H16B-SDR-BO-M32 1个进线孔/Side entry		 <table border="1"> <tr> <td></td> <td>a</td> <td>b</td> <td>c</td> <td>d</td> <td>f</td> <td>g</td> <td>h</td> </tr> <tr> <td>低结构</td> <td>105</td> <td>117</td> <td>45</td> <td>57</td> <td>20</td> <td>65</td> <td>56</td> </tr> <tr> <td>高结构</td> <td>105</td> <td>117</td> <td>45</td> <td>57</td> <td>20</td> <td>65</td> <td>70</td> </tr> </table>		a	b	c	d	f	g	h	低结构	105	117	45	57	20	65	56	高结构	105	117	45	57
	h																																		
低结构/Low construction	56																																		
高结构/High construction	70																																		
	a	b	c	d	f	g	h																												
低结构	105	117	45	57	20	65	56																												
高结构	105	117	45	57	20	65	70																												
 <p>外壳底座: 表面安装 Surface mounted: Side entry</p>	H16B-SGR-2PG21 H16B-SGR-2M25 H16B-SGR-2M32 2个进线孔/Side entry			 <p>4耳带盖表面安装底座 Surface mounting with 2 bolts</p>	H16B-SDR-BO-2PG21 H16B-SDR-BO-2M25 H16B-SDR-BO-2M32 2个进线孔/Side entry																														
	H16B-SGRH-PG21 H16B-SGRH-PG29 H16B-SGRH-M32 1个进线孔/Side entry				H16B-SDRH-BO-PG21 H16B-SDRH-BO-PG29 H16B-SDRH-BO-M32 1个进线孔/Side entry																														
H16B-SGRH-2PG21 H16B-SGRH-2PG29 H16B-SGRH-2M32 2个进线孔/Side entry			H16B-SDRH-BO-2PG21 H16B-SDRH-BO-2PG29 H16B-SDRH-BO-2M32 2个进线孔/Side entry																																

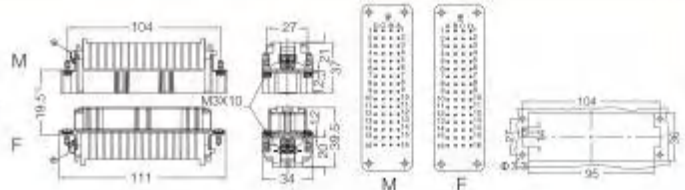
Q-05 HD Size H24B 64 + ⊕



HD-064-M




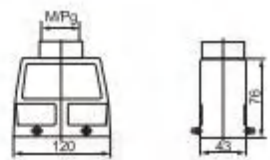

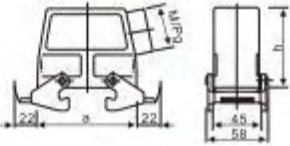

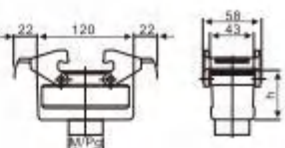

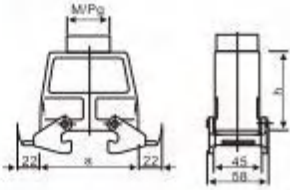

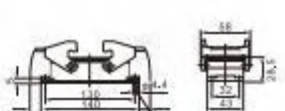

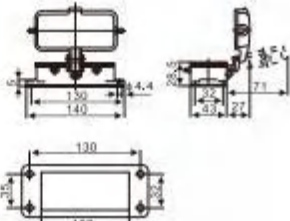

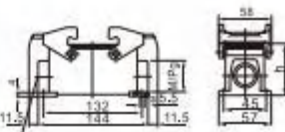

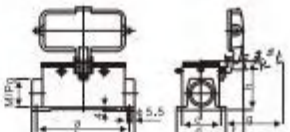


HD-064-F



Q-05 HD Size H24B 64 + ⊕

配套外壳 Suit hood/housing

H24B外壳 H24B shell	型号 Type	螺纹 Thread	外形尺寸 Dimensions	H24B外壳 H24B shell	型号 Type	螺纹 Thread	外形尺寸 Dimensions																														
  外壳上壳, 顶部进线 Hood: Top entry	H24B-TG-PG21 H24B-TG-M25 H24B-TG-M32		 	 侧出带双扣上壳 Side entry housing with 2 levers	H24B-TSB-PG21 H24B-TSB-M25 H24B-TSB-M32		 <table border="1" data-bbox="1224 642 1500 716"> <thead> <tr> <th></th> <th>a</th> <th>h</th> </tr> </thead> <tbody> <tr> <td>低结构/Low construction</td> <td>120</td> <td>62.5</td> </tr> <tr> <td>高结构/High construction</td> <td>120</td> <td>76</td> </tr> </tbody> </table>		a	h	低结构/Low construction	120	62.5	高结构/High construction	120	76																					
		a	h																																		
低结构/Low construction	120	62.5																																			
高结构/High construction	120	76																																			
H24B-TGH-PG21 H24B-TGH-PG29 H24B-TGH-M25 H24B-TGH-M32				H24B-TSBH-PG21 H24B-TSBH-PG29 H24B-TSBH-M25 H24B-TSBH-M32																																	
 电缆对接下壳 Cable-to-cable hood	H24B-TBF-PG21 H24B-TBF-M25 H24B-TBF-M32		 <table border="1" data-bbox="548 1065 786 1144"> <thead> <tr> <th></th> <th>h</th> </tr> </thead> <tbody> <tr> <td>低结构/Low construction</td> <td>55</td> </tr> <tr> <td>高结构/High construction</td> <td>78</td> </tr> </tbody> </table>		h	低结构/Low construction	55	高结构/High construction	78	 顶出带双扣上壳 Top entry housing with 2 levers	H24B-TGB-PG21 H24B-TGB-M25 H24B-TGB-M32		 <table border="1" data-bbox="1224 1078 1500 1153"> <thead> <tr> <th></th> <th>a</th> <th>h</th> </tr> </thead> <tbody> <tr> <td>低结构/Low construction</td> <td>120</td> <td>55</td> </tr> <tr> <td>高结构/High construction</td> <td>120</td> <td>76</td> </tr> </tbody> </table>		a	h	低结构/Low construction	120	55	高结构/High construction	120	76															
		h																																			
低结构/Low construction	55																																				
高结构/High construction	78																																				
	a	h																																			
低结构/Low construction	120	55																																			
高结构/High construction	120	76																																			
H24B-TBFH-PG21 H24B-TBFH-PG29 H24B-TBFH-M25 H24B-TBFH-M32				H24B-TGBH-PG21 H24B-TGBH-PG29 H24B-TGBH-M25 H24B-TGBH-M32																																	
 外壳底座: 开孔安装 Bulkhead mounted	H24B-AG			 4耳带盖开孔底座 Bulkhead mounted with 2 bolts	H24B-AD-BO																																
	H24B-SGR-PG21 H24B-SGR-M25 H24B-SGR-M32 1个进线孔/Side entry					H24B-SDR-BO-PG21 H24B-SDR-BO-M25 H24B-SDR-BO-M32 1个进线孔/Side entry																															
 外壳底座: 表面安装 Surface mounted; Side entry	H24B-SGR-2PG21 H24B-SGR-2M25 H24B-SGR-2M32 2个进线孔/Side entry		 <table border="1" data-bbox="548 1858 786 1937"> <thead> <tr> <th></th> <th>h</th> </tr> </thead> <tbody> <tr> <td>低结构/Low construction</td> <td>56</td> </tr> <tr> <td>高结构/High construction</td> <td>70</td> </tr> </tbody> </table>		h	低结构/Low construction	56	高结构/High construction	70	 4耳带盖表面安装底座 Surface mounting with 2 bolts	H24B-SDR-BO-2PG21 H24B-SDR-BO-2M25 H24B-SDR-BO-2M32 2个进线孔/Side entry		 <table border="1" data-bbox="1208 1858 1500 1937"> <thead> <tr> <th></th> <th>a</th> <th>b</th> <th>c</th> <th>d</th> <th>f</th> <th>g</th> <th>h</th> </tr> </thead> <tbody> <tr> <td>低结构</td> <td>132</td> <td>144</td> <td>45</td> <td>57</td> <td>20</td> <td>65</td> <td>56</td> </tr> <tr> <td>高结构</td> <td>132</td> <td>144</td> <td>45</td> <td>57</td> <td>20</td> <td>65</td> <td>70</td> </tr> </tbody> </table>		a	b	c	d	f	g	h	低结构	132	144	45	57	20	65	56	高结构	132	144	45	57	20	65	70
		h																																			
低结构/Low construction	56																																				
高结构/High construction	70																																				
	a	b	c	d	f	g	h																														
低结构	132	144	45	57	20	65	56																														
高结构	132	144	45	57	20	65	70																														
H24B-SGRH-PG21 H24B-SGRH-PG29 H24B-SGRH-M32 1个进线孔/Side entry				H24B-SDRH-BO-PG21 H24B-SDRH-BO-PG29 H24B-SDRH-BO-M32 1个进线孔/Side entry																																	
H24B-SGRH-2PG21 H24B-SGRH-2PG29 H24B-SGRH-2M32 2个进线孔/Side entry				H24B-SDRH-BO-2PG21 H24B-SDRH-BO-2PG29 H24B-SDRH-BO-2M32 2个进线孔/Side entry																																	

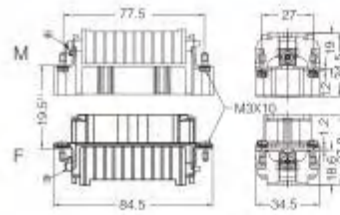
Q-05 HD Size H32B 80 + ⊕



HD-040-M(1-40)
HD-040-M(41-80)




HD-040-F(1-40)
HD-040-F(41-80)

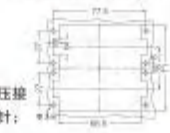


1) 连接器之间最大距离21mm
Distance for contact max.21mm

接插针排布
Contacts arrangement view from termination side


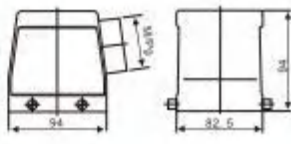

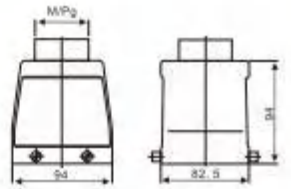

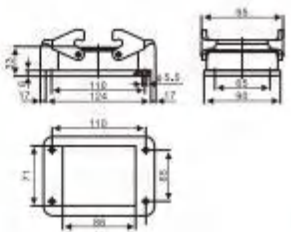

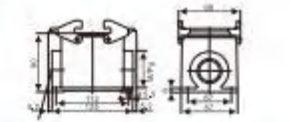

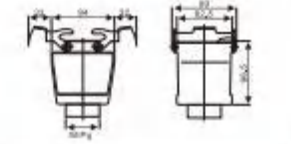


面板安装开孔图
Panel cut out for inserts for use without Hoods/Housings



HD系列零件均为冷压(HD)压接型, 冷压针须单独订购, 压接及退针均为专用工具, 冷压针选择CDM/CDF(10A)冷压针;

配套外壳 Suit hood/housing

H32B外壳 H32B shell	型号 Type	螺纹 Thread	外形尺寸 Dimensions
	H32B-TS-PG29 H32B-TS-PG36 H32B-TS-M32 H32B-TS-M40		
外壳上壳: 侧面进线 Hood: Side entry			
	H32B-TG-PG29 H32B-TG-PG36 H32B-TG-M32 H32B-TG-M40		
外壳上壳: 顶部进线 Hood: Top entry			
	H32B-AG		
外壳底座: 开孔安装 Bulkhead mounted			
	H32B-SGR-PG29 H32B-SGR-M32 H32B-SGR-M40 1个进线孔 H32B-SGR-2PG29 H32B-SGR-2M32 H32B-SGR-2M40 2个进线孔		
外壳底座: 表面安装 Surface mounted: Side entry			
	H32B-TBF-PG29 H32B-TBF-M32 H32B-TBF-M40 H32B-TBF-M50		
电缆对接下壳 Cable-to cable hood			

H32B外壳 H32B shell	型号 Type	螺纹 Thread	外形尺寸 Dimensions
	H32B-TS-RO-PG29 H32B-TS-RO-M32 H32B-TS-RO-M40		
外壳上壳: 侧面进线 Hood: Side entry			
	H32B-TG-RO-PG29 H32B-TG-RO-PG36 H32B-TG-RO-M32 H32B-TG-RO-M40 H32B-TG-RO-M50		
外壳上壳: 顶部进线 Hood: Top entry			
	不带保护盖 Without protection covers H32B-AG-LB 带保护盖 With protection covers H32B-AD-LB		
外壳底座: 开孔安装 Bulkhead mounted			
	H32B-SGR-LB-PG29 H32B-SGR-LB-M32 H32B-SGR-LB-M40 1个进线孔/Side entry H32B-SGR-LB-2PG29 H32B-SGR-LB-2M32 H32B-SGR-LB-2M40 2个进线孔/Side entry 高结构/High construction H32B-SDR-LB-PG29 H32B-SDR-LB-M32 H32B-SDR-LB-M40 1个进线孔/Side entry H32B-SDR-LB-2PG29 H32B-SDR-LB-2M32 H32B-SDR-LB-2M40 2个进线孔/Side entry		
外壳底座: 表面安装 Surface mounted: Side entry			

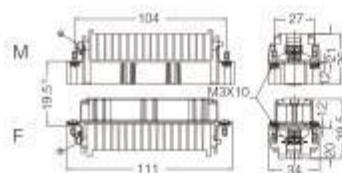
Q-05 HD Size H48B 128 + ⊕



HD-064-M(1-64)
HD-064-M(65-128)




HD-064-F(1-64)
HD-064-F(65-128)

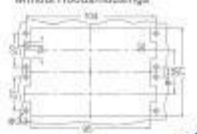


1) 接触体之间最大距离24mm
Distance for contact max.24mm

插接针排序
Contacts arrangement view from termination side


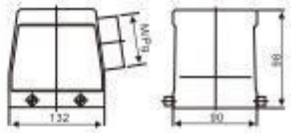

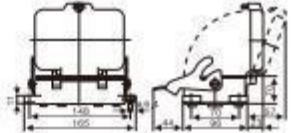

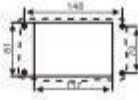

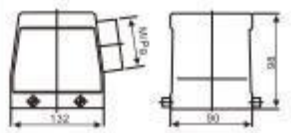

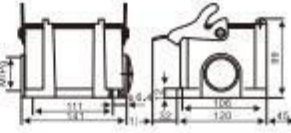



面板安装开孔图
Panel cut for inserts for use without Hood/housings



HD系列芯件均为冷压(HD)压接型, 冷压针须单独订购, 压接及退针均为专用工具, 冷压针选择CDM/CDF(10A)冷压针;

配套外壳 Suit hood/housing

H48B外壳 H48B shell	型号 Type	螺纹 Thread	外形尺寸 Dimensions	H48B外壳 H48B shell	型号 Type	螺纹 Thread	外形尺寸 Dimensions
	H48B-TS-RO-PG29 H48B-TS-RO-PG36 H48B-TS-RO-M32 H48B-TS-RO-M40				不带保护盖 Without protection covers H48B-AG-LB		
					带保护盖 With protection covers H48B-AD-LB		
	H48B-TG-RO-PG29 H48B-TG-RO-PG36 H48B-TG-RO-M32 H48B-TG-RO-M40 H48B-TG-RO-M50				H48B-SGR-LB-PG29 H48B-SGR-LB-PG36 H48B-SGR-LB-M32 H48B-SGR-LB-M40 1个进线孔/Side entry		
					H48B-SGR-LB-2PG29 H48B-SGR-LB-2PG36 H48B-SGR-LB-2M32 H48B-SGR-LB-2M40 2个进线孔/Side entry		
					高结构/High construction H48B-SDR-LB-PG29 H48B-SDR-LB-PG36 H48B-SDR-LB-M32 H48B-SDR-LB-M40 1个进线孔/Side entry		
					H48B-SDR-LB-2PG29 H48B-SDR-LB-2PG36 H48B-SDR-LB-2M32 H48B-SDR-LB-2M40 2个进线孔/Side entry		

Q-06 HDD系列技术特性 HDD technical characteristics



规范/Specifications

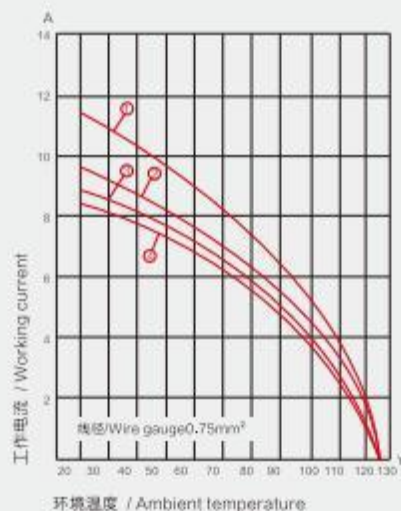
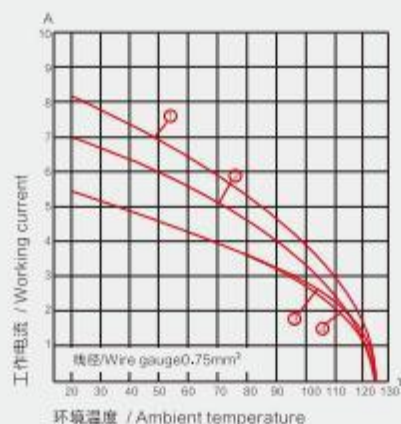
DIN VDE 0627
DIN VDE 0110
DIN EN 61984

插接体/Inserts

接插件针数/Number of contacts	24,42,72,108,144(2x25) 218(2x108)+PE
工作电流/Working current (见负载图/See current carrying capacity)	10A
工作电压/Working voltage	250V
污染等级/Pollution degree	3
额定脉冲耐受电压/Rated impulse voltage	4KV
绝缘电阻/Insulation resistance	$\geq 10^{10} \Omega$
材料/Material	PC
工作湿度范围/Temperature range	-40°C...+125°C
阻燃等级(UL94)/Flammability acc.to(UL94)	V0
据UL/CSA 工作电压/Working voltage acc.to UL/CSA	600V
可拨插次数/Mechanical working life(mating cycles)	≥ 500

接插件/Contacts

材料/Material	铜/Copper alloy
表面处理/Surface	镀银/Hard silver-plated
接触电阻/Contact resistance	$\leq 3m\Omega$
接线形式/Terminal	冷压压接/Crimp terminal
导线规格/Wire gauge	0.14-4.0mm ² AWG 26-12



① HDD-024 ② HDD-042
③ HDD-072 ④ HDD-0108

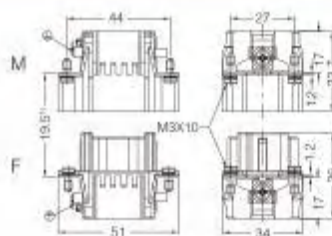
Q-06 HDD Size H6B 24 + ⊕



HDD-024-M



HDD-024-F




1) 接触体之间最大距离24mm

Distance for contact max.24mm

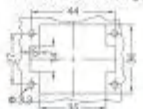
插接针排序

Contacts arrangement view from termination side



面板安装开孔图

Panel cut for inserts for use without Hoods/Housings



配套外壳 Suit hood/housing

H6B外壳 H6B shell	型号 Type	螺纹 Thread	外形尺寸 Dimensions	H6B外壳 H6BA shell	型号 Type	螺纹 Thread	外形尺寸 Dimensions												
<p>外壳上壳: 侧面进线 Hood: Side entry</p>	H6B-TS-RO-PG13.5 H6B-TS-RO-PG16 H6B-TS-RO-M20 H6B-TS-RO-M25			<p>不带保护盖 Without protection covers H6B-AG-LB 带保护盖 With protection covers H6B-AD-LB</p> <p>外壳底座: 开孔安装 Bulkhead mounted</p>															
	H6B-TSH-RO-PG21 H6B-TSH-RO-PG29 H6B-TSH-RO-M25 H6B-TSH-RO-M32																		
<p>外壳上壳: 顶部进线 Hood: Top entry</p>	H6B-TG-RO-PG13.5 H6B-TG-RO-PG16 H6B-TG-RO-M20 H6B-TG-RO-M25			<p>H6B-SGR-LB-PG13.5 H6B-SGR-LB-PG16 H6B-SGR-LB-M20 H6B-SGR-LB-M25</p> <p>1个进线孔/Side entry H6B-SGR-LB-2PG13.5 H6B-SGR-LB-2PG16 H6B-SGR-LB-2M20 H6B-SGR-LB-2M25</p> <p>2个进线孔/Side entry</p> <p>高结构/High construction H6B-SGRH-LB-PG21 H6B-SGRH-LB-PG29 H6B-SGRH-LB-M32</p> <p>1个进线孔/Side entry H6B-SGRH-LB-2PG21 H6B-SGRH-LB-2PG29 H6B-SGRH-LB-2M32</p> <p>2个进线孔/Side entry</p>		<table border="1"> <tr> <td></td> <td>a</td> <td>b</td> <td>h</td> </tr> <tr> <td>低结构</td> <td>40</td> <td>52</td> <td>51</td> </tr> <tr> <td>高结构</td> <td>45</td> <td>57</td> <td>74</td> </tr> </table>		a	b	h	低结构	40	52	51	高结构	45	57	74	
		a	b				h												
低结构	40	52	51																
高结构	45	57	74																
H6B-TGH-RO-PG21 H6B-TGH-RO-PG29 H6B-TGH-RO-M25 H6B-TGH-RO-M32																			
<p>电缆对接下壳 Cable-to-cable hood</p>	H6B-TBF-LB-PG13.5 H6B-TBF-LB-PG16 H6B-TBF-LB-M20 H6B-TBF-LB-M25			<p>H6B-SDR-LB-PG13.5 H6B-SDR-LB-PG16 H6B-SDR-LB-M20 H6B-SDR-LB-M25</p> <p>1个进线孔/Side entry H6B-SDR-LB-2PG13.5 H6B-SDR-LB-2PG16 H6B-SDR-LB-2M20 H6B-SDR-LB-2M25</p> <p>2个进线孔/Side entry</p>		<table border="1"> <tr> <td></td> <td>a</td> <td>b</td> <td>h</td> </tr> <tr> <td>低结构</td> <td>40</td> <td>52</td> <td>51</td> </tr> <tr> <td>高结构</td> <td>45</td> <td>57</td> <td>74</td> </tr> </table>		a	b	h	低结构	40	52	51	高结构	45	57	74	
		a	b				h												
低结构	40	52	51																
高结构	45	57	74																
H6B-TBFH-LB-PG21 H6B-TBFH-LB-PG29 H6B-TBFH-LB-M25 H6B-TBFH-LB-M32																			
<p>上壳保护盖 Protection covers for hoods</p>	H6B-KDT			<p>H6B-SDRH-LB-PG21 H6B-SDRH-LB-PG29 H6B-SDRH-LB-M32</p> <p>1个进线孔/Side entry H6B-SDRH-LB-2PG21 H6B-SDRH-LB-2PG29 H6B-SDRH-LB-2M32</p> <p>2个进线孔/Side entry</p>		<table border="1"> <tr> <td></td> <td>a</td> <td>b</td> <td>h</td> </tr> <tr> <td>低结构</td> <td>40</td> <td>52</td> <td>51</td> </tr> <tr> <td>高结构</td> <td>45</td> <td>57</td> <td>74</td> </tr> </table>		a	b	h	低结构	40	52	51	高结构	45	57	74	
	a	b	h																
低结构	40	52	51																
高结构	45	57	74																

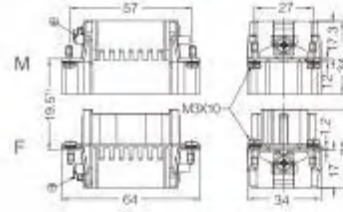
Q-06 HDD Size H10B 42 + ⊕



HDD-042-M

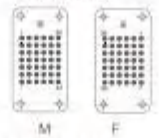


HDD-042-F



1) 接触体之间最大距离24mm
Distance for contact max. 24mm

插接针排序
Contacts arrangement view from termination side



面板安装开孔图
Panel cut out for inserts for use without Hoods/housings



配套外壳 Suit hood/housing

H10B外壳 H10B shell	型号 Type	螺纹 Thread	外形尺寸 Dimensions
 外壳上壳: 侧面进线 Hood: Side entry	H10B-TS-RO-PG16 H10B-TS-RO-M20 H10B-TS-RO-M25		 高结构/High construction 73, 43, 57
	H10B-TSH-RO-PG21 H10B-TSH-RO-PG29 H10B-TSH-RO-M25 H10B-TSH-RO-M32		 73, 43, 72

H10B外壳 H10B shell	型号 Type	螺纹 Thread	外形尺寸 Dimensions
 外壳底座: 表面安装 Surface mounted: Side entry	H10B-SGR-LB-PG16 H10B-SGR-LB-M20 H10B-SGR-LB-M25		 1个进线孔/Side entry 82, 34, 5.5, 18, a, b, h
	H10B-SGR-LB-2PG16 H10B-SGR-LB-2M20 H10B-SGR-LB-2M25		 2个进线孔/Side entry 82, 34, 5.5, 18, a, b, h

 外壳上壳: 顶部进线 Hood: Top entry	H10B-TG-RO-PG16 H10B-TG-RO-M20 H10B-TG-RO-M25		 高结构/High construction MPg, 73, 43, 46
	H10B-TGH-RO-PG21 H10B-TGH-RO-PG29 H10B-TGH-RO-M25 H10B-TGH-RO-M32		 MPg, 73, 43, 72


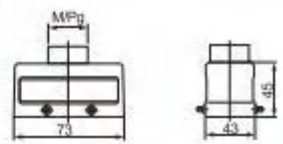

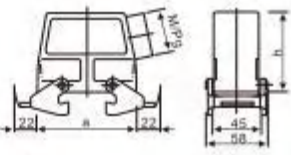

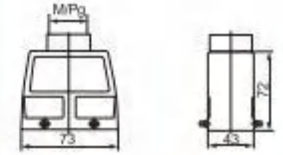


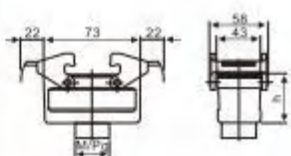

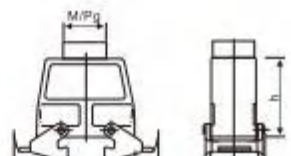

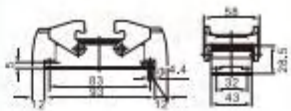

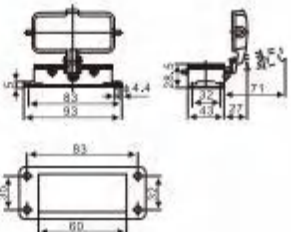

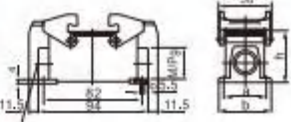

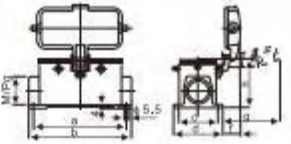
 外壳底座: 表面安装 Surface mounted: Side entry	H10B-SDR-LB-PG16 H10B-SDR-LB-M20 H10B-SDR-LB-M25		 1个进线孔/Side entry 82, 34, 5.5, 18, a, b, h
	H10B-SDR-LB-2PG16 H10B-SDR-LB-2M20 H10B-SDR-LB-2M25		 2个进线孔/Side entry 82, 34, 5.5, 18, a, b, h

 电缆对接下壳 Cable-to-cable hood	H10B-TBF-LB-PG16 H10B-TBF-LB-M20 H10B-TBF-LB-M25		 高结构/High construction 89, 73, 23, 43, h, M/Pg					
	H10B-TBF-LB-PG21 H10B-TBF-LB-PG29 H10B-TBF-LB-M25 H10B-TBF-LB-M32		<table border="1"> <tr> <td>低结构/Low construction</td> <td>h</td> </tr> <tr> <td>高结构/High construction</td> <td>42</td> </tr> <tr> <td>高结构/High construction</td> <td>72</td> </tr> </table>	低结构/Low construction	h	高结构/High construction	42	高结构/High construction
低结构/Low construction	h							
高结构/High construction	42							
高结构/High construction	72							
 外壳底座: 开孔安装 Bulbhead mounted	H10B-TS-PG16 H10B-TS-M20 H10B-TS-M25		 高结构/High construction 73, 43, 57					
	H10B-TSH-PG21 H10B-TSH-PG29 H10B-TSH-M25 H10B-TSH-M32		 73, 43, 72					


 外壳上壳: 侧面进线 Hood: Side entry	H10B-TS-PG16 H10B-TS-M20 H10B-TS-M25		 高结构/High construction 73, 43, 57
	H10B-TSH-PG21 H10B-TSH-PG29 H10B-TSH-M25 H10B-TSH-M32		 73, 43, 72

Q-06 HDD Size H10B 42 + ⊕

配套外壳 Suit hood/housing






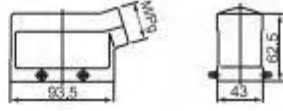
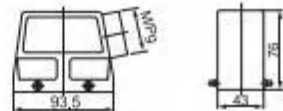
H10B外壳 H10B shell	型号 Type	螺纹 Thread	外形尺寸 Dimensions	H10B外壳 H10B shell	型号 Type	螺纹 Thread	外形尺寸 Dimensions																																				
	H10B-TG-PG16 H10B-TG-M20 H10B-TG-M25				H10B-TSB-PG16 H10B-TSB-M20 H10B-TSB-M25																																						
	高结构/High construction				高结构/High construction																																						
	H10B-TGH-PG21 H10B-TGH-PG29 H10B-TGH-M25 H10B-TGH-M32				H10B-TSBH-PG21 H10B-TSBH-PG29 H10B-TSBH-M25 H10B-TSBH-M32																																						
外壳上壳：顶部进线 Hood: Top entry				侧出带双扣上壳 Side entry housing with 2 levers			<table border="1" data-bbox="1226 677 1502 753"> <tr><td></td><td>a</td><td>h</td></tr> <tr><td>低结构/Low construction</td><td>73</td><td>57</td></tr> <tr><td>高结构/High construction</td><td>73</td><td>72</td></tr> </table>		a	h	低结构/Low construction	73	57	高结构/High construction	73	72																											
	a	h																																									
低结构/Low construction	73	57																																									
高结构/High construction	73	72																																									
	H10B-TBF-PG16 H10B-TBF-M20 H10B-TBF-M25				H10B-TGB-PG16 H10B-TGB-M20 H10B-TGB-M25																																						
	高结构/High construction				高结构/High construction																																						
电缆对接下壳 Cable-to-cable hood	H10B-TBFH-PG21 H10B-TBFH-PG29 H10B-TBFH-M25 H10B-TBFH-M32		<table border="1" data-bbox="544 1081 787 1157"> <tr><td></td><td>h</td></tr> <tr><td>低结构/Low construction</td><td>48</td></tr> <tr><td>高结构/High construction</td><td>72</td></tr> </table>		h	低结构/Low construction	48	高结构/High construction	72	顶出带双扣上壳 Top entry housing with 2 levers	H10B-TGBH-PG21 H10B-TGBH-PG29 H10B-TGBH-M25 H10B-TGBH-M32		<table border="1" data-bbox="1226 1113 1502 1190"> <tr><td></td><td>a</td><td>h</td></tr> <tr><td>低结构/Low construction</td><td>73</td><td>45</td></tr> <tr><td>高结构/High construction</td><td>73</td><td>72</td></tr> </table>		a	h	低结构/Low construction	73	45	高结构/High construction	73	72																					
	h																																										
低结构/Low construction	48																																										
高结构/High construction	72																																										
	a	h																																									
低结构/Low construction	73	45																																									
高结构/High construction	73	72																																									
	H10B-AG				H10B-AD-BO																																						
外壳底座：开孔安装 Bulkhead mounted				4耳带盖开孔底座 Bulkhead mounted with 2 bolts																																							
	H10B-SGR-PG16 H10B-SGR-M20 H10B-SGR-M25 1个进线孔/Side entry				H10B-SDR-BO-PG16 H10B-SDR-BO-M20 H10B-SDR-BO-M25 1个进线孔/Side entry																																						
	高结构/High construction				高结构/High construction																																						
外壳底座：表面安装 Surface mounted: Side entry	H10B-SGR-2PG16 H10B-SGR-2M20 H10B-SGR-2M25 2个进线孔/Side entry		<table border="1" data-bbox="527 1867 787 1954"> <tr><td></td><td>a</td><td>b</td><td>h</td></tr> <tr><td>低结构</td><td>40</td><td>52</td><td>54</td></tr> <tr><td>高结构</td><td>45</td><td>57</td><td>74</td></tr> </table>		a	b	h	低结构	40	52	54	高结构	45	57	74	4耳带盖表面安装底座 Surface mounting with 2 bolts	H10B-SDR-BO-2PG16 H10B-SDR-BO-2M20 H10B-SDR-BO-2M25 2个进线孔/Side entry		<table border="1" data-bbox="1209 1856 1502 1943"> <tr><td></td><td>a</td><td>b</td><td>c</td><td>d</td><td>f</td><td>g</td><td>h</td></tr> <tr><td>低结构</td><td>82</td><td>94</td><td>40</td><td>52</td><td>22</td><td>67</td><td>54</td></tr> <tr><td>高结构</td><td>82</td><td>94</td><td>45</td><td>57</td><td>20</td><td>65</td><td>74</td></tr> </table>		a	b	c	d	f	g	h	低结构	82	94	40	52	22	67	54	高结构	82	94	45	57	20	65	74
	a	b	h																																								
低结构	40	52	54																																								
高结构	45	57	74																																								
	a	b	c	d	f	g	h																																				
低结构	82	94	40	52	22	67	54																																				
高结构	82	94	45	57	20	65	74																																				
	H10B-SGRH-2PG21 H10B-SGRH-2PG29 H10B-SGRH-2M25 2个进线孔/Side entry				H10B-SDRH-BO-PG21 H10B-SDRH-BO-PG29 H10B-SDRH-BO-M25 1个进线孔/Side entry																																						
					高结构/High construction																																						
					H10B-SDRH-BO-2PG21 H10B-SDRH-BO-2PG29 H10B-SDRH-BO-2M25 2个进线孔/Side entry																																						

Q-06 HDD Size H16B 72 + ⊕




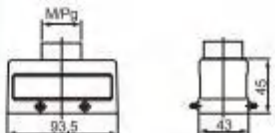

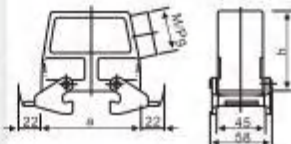
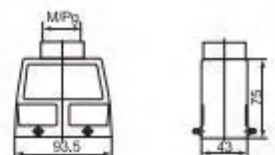
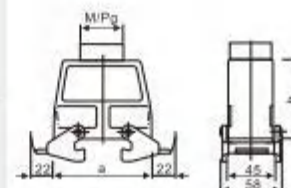

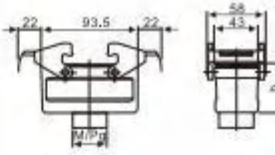

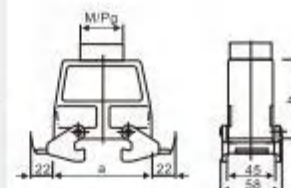



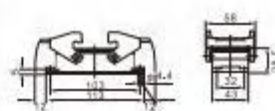

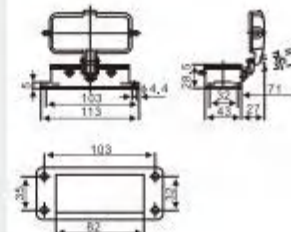

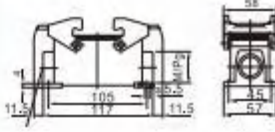

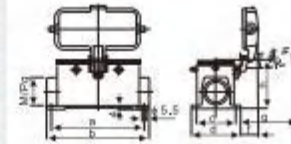






配套外壳 Suit hood/housing

H16B外壳 H16B shell	型号 Type	螺纹 Thread	外形尺寸 Dimensions
 外壳上壳: 侧面进线 Hood: Side entry	H16B-TS-RO-PG21 H16B-TS-RO-M25 H16B-TS-RO-M32		
	高结构/High construction		
 外壳上壳: 顶部进线 Hood: Top entry	H16B-TSH-RO-PG21 H16B-TSH-RO-PG29 H16B-TSH-RO-M25 H16B-TSH-RO-M32		
	高结构/High construction		
 外壳上壳: 侧面进线 Hood: Side entry	H16B-TG-RO-PG21 H16B-TG-RO-M25 H16B-TG-RO-M32		
	高结构/High construction		
 外壳上壳: 顶部进线 Hood: Top entry	H16B-TGH-RO-PG21 H16B-TGH-RO-PG29 H16B-TGH-RO-M25 H16B-TGH-RO-M32		
	高结构/High construction		
 电缆对接下壳 Cable-to cable hood	H16B-TBF-LB-PG21 H16B-TBF-LB-M25 H16B-TBF-LB-M32		
	高结构/High construction		
 不带保护盖 Without protection covers H16B-AG-LB 带保护盖 With protection covers H16B-AD-LB	H16B-TBFH-LB-PG21 H16B-TBFH-LB-PG29 H16B-TBFH-LB-M25 H16B-TBFH-LB-M32		
	低结构/Low construction 高结构/High construction		


H16B外壳 H16B shell	型号 Type	螺纹 Thread	外形尺寸 Dimensions			
 外壳底座: 表面安装 Surface mounted: Side entry	H16B-SGR-LB-PG21 H16B-SGR-LB-M25 H16B-SGR-LB-M32					
	1个进线孔/Side entry		<table border="1"> <tr> <td>低结构/Low construction</td> <td>56</td> </tr> <tr> <td>高结构/High construction</td> <td>70</td> </tr> </table>	低结构/Low construction	56	高结构/High construction
低结构/Low construction	56					
高结构/High construction	70					
 外壳底座: 表面安装 Surface mounted: Side entry	H16B-SGRH-LB-PG21 H16B-SGRH-LB-PG29 H16B-SGRH-LB-M32					
	2个进线孔/Side entry		<table border="1"> <tr> <td>低结构/Low construction</td> <td>56</td> </tr> <tr> <td>高结构/High construction</td> <td>70</td> </tr> </table>	低结构/Low construction	56	高结构/High construction
低结构/Low construction	56					
高结构/High construction	70					
 外壳上壳: 侧面进线 Hood: Side entry	H16B-TS-PG21 H16B-TS-M25 H16B-TS-M32					
	高结构/High construction					

Q-06 HDD Size H16B 72 + ⊕

配套外壳 Suit hood/housing


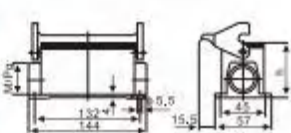

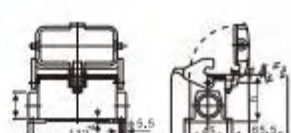

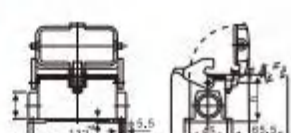

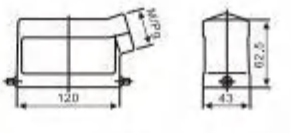
H16B外壳 H16B shell	型号 Type	螺纹 Thread	外形尺寸 Dimensions	H16B外壳 H16B shell	型号 Type	螺纹 Thread	外形尺寸 Dimensions																														
 <p>外壳上壳: 顶部进线 Hood: Top entry</p>	H16B-TG-PG21 H16B-TG-M25 H16B-TG-M32			 <p>侧出带双扣上壳 Side entry housing with 2 levers</p>	H16B-TSB-PG21 H16B-TSB-M25 H16B-TSB-M32		 <table border="1"> <tr><td></td><td>a</td><td>h</td></tr> <tr><td>低结构/Low construction</td><td>93.5</td><td>62.5</td></tr> <tr><td>高结构/High construction</td><td>93.5</td><td>76</td></tr> </table>		a	h	低结构/Low construction	93.5	62.5	高结构/High construction	93.5	76																					
		a	h																																		
低结构/Low construction	93.5	62.5																																			
高结构/High construction	93.5	76																																			
H16B-TGH-PG21 H16B-TGH-PG29 H16B-TGH-M25 H16B-TGH-M32			H16B-TSBH-PG21 H16B-TSBH-PG29 H16B-TSBH-M25 H16B-TSBH-M32		 <table border="1"> <tr><td></td><td>a</td><td>h</td></tr> <tr><td>低结构/Low construction</td><td>93.5</td><td>45</td></tr> <tr><td>高结构/High construction</td><td>93.5</td><td>76</td></tr> </table>		a	h	低结构/Low construction	93.5	45	高结构/High construction	93.5	76																							
	a	h																																			
低结构/Low construction	93.5	45																																			
高结构/High construction	93.5	76																																			
 <p>电缆对接下壳 Cable-to-cable hood</p>	H16B-TBF-PG21 H16B-TBF-M25 H16B-TBF-M32			 <p>顶出带双扣上壳 Top entry housing with 2 levers</p>	H16B-TGB-PG21 H16B-TGB-M25 H16B-TGB-M32		 <table border="1"> <tr><td></td><td>a</td><td>h</td></tr> <tr><td>低结构/Low construction</td><td>93.5</td><td>45</td></tr> <tr><td>高结构/High construction</td><td>93.5</td><td>76</td></tr> </table>		a	h	低结构/Low construction	93.5	45	高结构/High construction	93.5	76																					
		a	h																																		
低结构/Low construction	93.5	45																																			
高结构/High construction	93.5	76																																			
H16B-TBFH-PG21 H16B-TBFH-PG29 H16B-TBFH-M25 H16B-TBFH-M32		 <table border="1"> <tr><td></td><td>h</td></tr> <tr><td>低结构/Low construction</td><td>48</td></tr> <tr><td>高结构/High construction</td><td>72</td></tr> </table>		h	低结构/Low construction	48	高结构/High construction	72	H16B-TGBH-PG21 H16B-TGBH-PG29 H16B-TGBH-M25 H16B-TGBH-M32		 <table border="1"> <tr><td></td><td>a</td><td>h</td></tr> <tr><td>低结构/Low construction</td><td>93.5</td><td>45</td></tr> <tr><td>高结构/High construction</td><td>93.5</td><td>76</td></tr> </table>		a	h	低结构/Low construction	93.5	45	高结构/High construction	93.5	76																	
	h																																				
低结构/Low construction	48																																				
高结构/High construction	72																																				
	a	h																																			
低结构/Low construction	93.5	45																																			
高结构/High construction	93.5	76																																			
 <p>外壳底座: 开孔安装 Bulkhead mounted</p>	H16B-AG			 <p>4环带盖开孔底座 Bulkhead mounted with 2 bolts</p>	H16B-AD-BO																																
 <p>外壳底座: 表面安装 Surface mounted; Side entry</p>	H16B-SGR-PG21 H16B-SGR-M25 H16B-SGR-M32		 <table border="1"> <tr><td></td><td>h</td></tr> <tr><td>低结构/Low construction</td><td>56</td></tr> <tr><td>高结构/High construction</td><td>70</td></tr> </table>		h	低结构/Low construction	56	高结构/High construction	70	 <p>4环带盖表面安装底座 Surface mounting with 2 bolts</p>	H16B-SDR-BO-PG21 H16B-SDR-BO-M25 H16B-SDR-BO-M32		 <table border="1"> <tr><td></td><td>a</td><td>b</td><td>c</td><td>d</td><td>f</td><td>g</td><td>h</td></tr> <tr><td>低结构</td><td>105</td><td>117</td><td>45</td><td>57</td><td>20</td><td>65</td><td>56</td></tr> <tr><td>高结构</td><td>105</td><td>117</td><td>45</td><td>57</td><td>20</td><td>65</td><td>70</td></tr> </table>		a	b	c	d	f	g	h	低结构	105	117	45	57	20	65	56	高结构	105	117	45	57	20	65	70
		h																																			
低结构/Low construction	56																																				
高结构/High construction	70																																				
	a	b	c	d	f	g	h																														
低结构	105	117	45	57	20	65	56																														
高结构	105	117	45	57	20	65	70																														
H16B-SGR-2PG21 H16B-SGR-2M25 H16B-SGR-2M32			H16B-SDR-BO-2PG21 H16B-SDR-BO-2M25 H16B-SDR-BO-2M32																																		
H16B-SGRH-PG21 H16B-SGRH-PG29 H16B-SGRH-M32			H16B-SDRH-BO-PG21 H16B-SDRH-BO-M32																																		
H16B-SGRH-2PG21 H16B-SGRH-2PG29 H16B-SGRH-2M32			H16B-SDRH-BO-2PG21 H16B-SDRH-BO-2PG29 H16B-SDRH-BO-2M32																																		

Q-06 HDD Size H24B 108 + ⊕




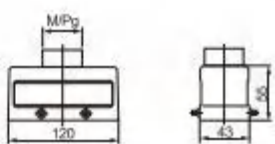

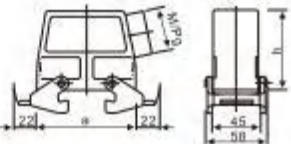
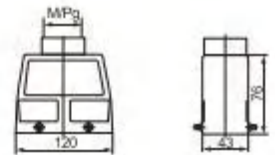

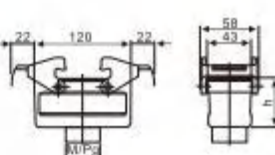

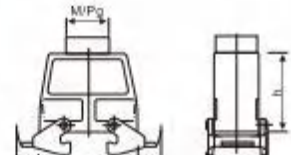




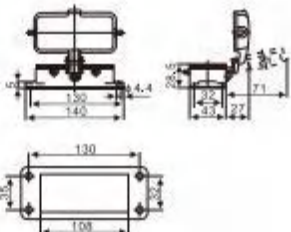
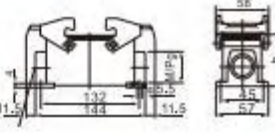
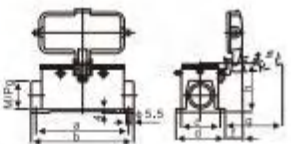


配套外壳 Suit hood/housing

H24B外壳 H24B shell	型号 Type	螺纹 Thread	外形尺寸 Dimensions			
 <p>外壳上壳: 侧面进线 Hood: Side entry</p>	H24B-TS-RO-PG21 H24B-TS-RO-M25 H24B-TS-RO-M32					
	H24B-TSH-RO-PG21 H24B-TSH-RO-PG29 H24B-TSH-RO-M25 H24B-TSH-RO-M32					
 <p>外壳上壳: 顶部进线 Hood: Top entry</p>	H24B-TG-RO-PG21 H24B-TG-RO-M25 H24B-TG-RO-M32					
	H24B-TGH-RO-PG21 H24B-TGH-RO-PG29 H24B-TGH-RO-M25 H24B-TGH-RO-M32					
 <p>电缆对接下壳 Cable-to cable hood</p>	H24B-TBF-LB-PG21 H24B-TBF-LB-M25 H24B-TBF-LB-M32					
	H24B-TBFH-LB-PG21 H24B-TBFH-LB-PG29 H24B-TBFH-LB-M25 H24B-TBFH-LB-M32		<table border="1" data-bbox="503 1790 747 1878"> <tr> <td>低结构/Low construction</td> <td>h</td> </tr> <tr> <td>高结构/High construction</td> <td>76</td> </tr> </table>	低结构/Low construction	h	高结构/High construction
低结构/Low construction	h					
高结构/High construction	76					
 <p>外壳底座: 开孔安装 Bulkhead mounted</p>	不带保护盖 Without protection covers H24B-AG-LB 带保护盖 With protection covers H24B-AD-LB					

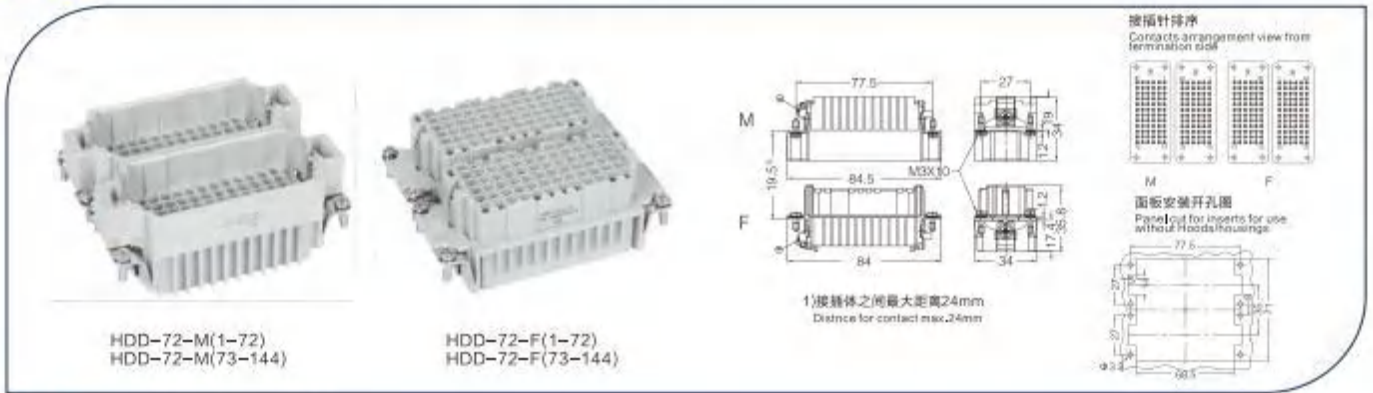
H24B外壳 H24B shell	型号 Type	螺纹 Thread	外形尺寸 Dimensions				
 <p>外壳底座: 表面安装 Surface mounted: Side entry</p>	H24B-SGR-LB-PG21 H24B-SGR-LB-M25 H24B-SGR-LB-M32		 <table border="1" data-bbox="1218 1004 1461 1092"> <tr> <td>低结构/Low construction</td> <td>h</td> </tr> <tr> <td>高结构/High construction</td> <td>70</td> </tr> </table>	低结构/Low construction	h	高结构/High construction	70
	低结构/Low construction	h					
高结构/High construction	70						
H24B-SGR-LB-2PG21 H24B-SGR-LB-2M25 H24B-SGR-LB-2M32							
 <p>外壳底座: 表面安装 Surface mounted: Side entry</p>	H24B-SGRH-LB-PG21 H24B-SGRH-LB-PG29 H24B-SGRH-LB-M32		 <table border="1" data-bbox="1218 1419 1461 1506"> <tr> <td>低结构/Low construction</td> <td>h</td> </tr> <tr> <td>高结构/High construction</td> <td>70</td> </tr> </table>	低结构/Low construction	h	高结构/High construction	70
	低结构/Low construction	h					
高结构/High construction	70						
H24B-SGRH-LB-2PG21 H24B-SGRH-LB-2PG29 H24B-SGRH-LB-2M32							
 <p>外壳底座: 表面安装 Surface mounted: Side entry</p>	H24B-SDR-LB-PG21 H24B-SDR-LB-M25 H24B-SDR-LB-M32		 <table border="1" data-bbox="1218 1419 1461 1506"> <tr> <td>低结构/Low construction</td> <td>h</td> </tr> <tr> <td>高结构/High construction</td> <td>70</td> </tr> </table>	低结构/Low construction	h	高结构/High construction	70
	低结构/Low construction	h					
高结构/High construction	70						
H24B-SDR-LB-2PG21 H24B-SDR-LB-2M25 H24B-SDR-LB-2M32							
 <p>外壳上壳: 侧面进线 Hood: Side entry</p>	H24B-TS-PG21 H24B-TS-M25 H24B-TS-M32						
	H24B-TSH-PG21 H24B-TSH-PG29 H24B-TSH-M25 H24B-TSH-M32						

Q-06 HDD Size H24B 108 + ⊕

配套外壳 Suit hood/housing

H24B外壳 H24B shell	型号 Type	螺纹 Thread	外形尺寸 Dimensions	H24B外壳 H24B shell	型号 Type	螺纹 Thread	外形尺寸 Dimensions																														
 外壳上壳：顶部进线 Hood/Top entry	H24B-TG-PG21 H24B-TG-M25 H24B-TG-M32			 侧出带双扣上壳 Side entry housing with 2 levers	H24B-TSB-PG21 H24B-TSB-M25 H24B-TSB-M32		 <table border="1" data-bbox="1226 677 1502 753"> <thead> <tr> <th></th> <th>a</th> <th>h</th> </tr> </thead> <tbody> <tr> <td>低结构/Low construction</td> <td>120</td> <td>62.5</td> </tr> <tr> <td>高结构/High construction</td> <td>120</td> <td>76</td> </tr> </tbody> </table>		a	h	低结构/Low construction	120	62.5	高结构/High construction	120	76																					
		a	h																																		
低结构/Low construction	120	62.5																																			
高结构/High construction	120	76																																			
H24B-TGH-PG21 H24B-TGH-PG29 H24B-TGH-M25 H24B-TGH-M32			H24B-TSBH-PG21 H24B-TSBH-PG29 H24B-TSBH-M25 H24B-TSBH-M32		<table border="1" data-bbox="1226 677 1502 753"> <thead> <tr> <th></th> <th>a</th> <th>h</th> </tr> </thead> <tbody> <tr> <td>低结构/Low construction</td> <td>120</td> <td>62.5</td> </tr> <tr> <td>高结构/High construction</td> <td>120</td> <td>76</td> </tr> </tbody> </table>		a	h	低结构/Low construction	120	62.5	高结构/High construction	120	76																							
	a	h																																			
低结构/Low construction	120	62.5																																			
高结构/High construction	120	76																																			
 电缆对接下壳 Cable-to cable hood	H24B-TBF-PG21 H24B-TBF-M25 H24B-TBF-M32			 顶出带双扣上壳 Top entry housing with 2 levers	H24B-TGB-PG21 H24B-TGB-M25 H24B-TGB-M32		 <table border="1" data-bbox="1226 1113 1502 1190"> <thead> <tr> <th></th> <th>a</th> <th>h</th> </tr> </thead> <tbody> <tr> <td>低结构/Low construction</td> <td>120</td> <td>55</td> </tr> <tr> <td>高结构/High construction</td> <td>120</td> <td>76</td> </tr> </tbody> </table>		a	h	低结构/Low construction	120	55	高结构/High construction	120	76																					
		a	h																																		
低结构/Low construction	120	55																																			
高结构/High construction	120	76																																			
H24B-TBFH-PG21 H24B-TBFH-PG29 H24B-TBFH-M25 H24B-TBFH-M32			H24B-TGBH-PG21 H24B-TGBH-PG29 H24B-TGBH-M25 H24B-TGBH-M32		<table border="1" data-bbox="1226 1113 1502 1190"> <thead> <tr> <th></th> <th>a</th> <th>h</th> </tr> </thead> <tbody> <tr> <td>低结构/Low construction</td> <td>120</td> <td>55</td> </tr> <tr> <td>高结构/High construction</td> <td>120</td> <td>76</td> </tr> </tbody> </table>		a	h	低结构/Low construction	120	55	高结构/High construction	120	76																							
	a	h																																			
低结构/Low construction	120	55																																			
高结构/High construction	120	76																																			
 外壳底座：开孔安装 Bulkhead mounted	H24B-AG			 4耳带盖开孔底座 Bulkhead mounted with 2 bolts	H24B-AD-BO																																
	H24B-SGR-PG21 H24B-SGR-M25 H24B-SGR-M32 1个进线孔/Side entry				H24B-SDR-BO-PG21 H24B-SDR-BO-M25 H24B-SDR-BO-M32 1个进线孔/Side entry																																
H24B-SGR-2PG21 H24B-SGR-2M25 H24B-SGR-2M32 2个进线孔/Side entry		H24B-SDRH-BO-PG21 H24B-SDRH-BO-PG29 H24B-SDRH-BO-M32 1个进线孔/Side entry			<table border="1" data-bbox="1226 1867 1502 1943"> <thead> <tr> <th></th> <th>a</th> <th>b</th> <th>c</th> <th>d</th> <th>f</th> <th>g</th> <th>h</th> </tr> </thead> <tbody> <tr> <td>低结构</td> <td>132</td> <td>144</td> <td>45</td> <td>57</td> <td>20</td> <td>65</td> <td>56</td> </tr> <tr> <td>高结构</td> <td>132</td> <td>144</td> <td>45</td> <td>57</td> <td>20</td> <td>65</td> <td>70</td> </tr> </tbody> </table>		a		b	c	d	f	g	h	低结构	132	144	45	57	20	65	56	高结构	132	144	45	57	20	65	70							
	a	b	c	d		f	g	h																													
低结构	132	144	45	57	20	65	56																														
高结构	132	144	45	57	20	65	70																														
 外壳底座：表面安装 Surface mounted: Side entry	H24B-SGRH-PG21 H24B-SGRH-PG29 H24B-SGRH-M32 1个进线孔/Side entry		<table border="1" data-bbox="544 1867 779 1943"> <thead> <tr> <th></th> <th>h</th> </tr> </thead> <tbody> <tr> <td>低结构/Low construction</td> <td>56</td> </tr> <tr> <td>高结构/High construction</td> <td>70</td> </tr> </tbody> </table>		h	低结构/Low construction	56	高结构/High construction	70	 4耳带盖表面安装底座 Surface mounting with 2 bolts	H24B-SDRH-BO-PG21 H24B-SDRH-BO-PG29 H24B-SDRH-BO-M32 1个进线孔/Side entry		<table border="1" data-bbox="1226 1867 1502 1943"> <thead> <tr> <th></th> <th>a</th> <th>b</th> <th>c</th> <th>d</th> <th>f</th> <th>g</th> <th>h</th> </tr> </thead> <tbody> <tr> <td>低结构</td> <td>132</td> <td>144</td> <td>45</td> <td>57</td> <td>20</td> <td>65</td> <td>56</td> </tr> <tr> <td>高结构</td> <td>132</td> <td>144</td> <td>45</td> <td>57</td> <td>20</td> <td>65</td> <td>70</td> </tr> </tbody> </table>		a	b	c	d	f	g	h	低结构	132	144	45	57	20	65	56	高结构	132	144	45	57	20	65	70
		h																																			
低结构/Low construction	56																																				
高结构/High construction	70																																				
	a	b	c	d	f	g	h																														
低结构	132	144	45	57	20	65	56																														
高结构	132	144	45	57	20	65	70																														
H24B-SGRH-2PG21 H24B-SGRH-2PG29 H24B-SGRH-2M32 2个进线孔/Side entry			H24B-SDRH-BO-2PG21 H24B-SDRH-BO-2PG29 H24B-SDRH-BO-2M32 2个进线孔/Side entry																																		

Q-06 HDD Size H32B 144 + ⊕



HDD-72-M(1-72)
HDD-72-M(73-144)

HDD-72-F(1-72)
HDD-72-F(73-144)

配套外壳 Suit hood/housing

H32B外壳 H32B shell	型号 Type	螺纹 Thread	外形尺寸 Dimensions	H32B外壳 H32B shell	型号 Type	螺纹 Thread	外形尺寸 Dimensions
	H32B-TS-PG29 H32B-TS-PG36 H32B-TS-M32 H32B-TS-M40				H32B-TS-RO-PG29 H32B-TS-RO-M32 H32B-TS-RO-M40		
外壳上壳：侧面进线 Hood:Side entry				外壳上壳：顶部进线 Hood:Top entry			
	H32B-TG-PG29 H32B-TG-PG36 H32B-TG-M32 H32B-TG-M40				H32B-AG-LB H32B-AD-LB		
外壳上壳：顶部进线 Hood:Top entry				不带保护盖 Without protection covers H32B-AG-LB 带保护盖 With protection covers H32B-AD-LB			
	H32B-SGR-PG29 H32B-SGR-M32 H32B-SGR-M40 1个进线孔 H32B-SGR-2PG29 H32B-SGR-2M32 H32B-SGR-2M40 2个进线孔				H32B-SGR-LB-PG29 H32B-SGR-LB-M32 H32B-SGR-LB-M40 1个进线孔/Side entry H32B-SGR-LB-2PG29 H32B-SGR-LB-2M32 H32B-SGR-LB-2M40 2个进线孔/Side entry		
外壳底座：表面安装 Surface mounted: Side entry				高结构/High construction H32B-SDR-LB-PG29 H32B-SDR-LB-M32 H32B-SDR-LB-M40 1个进线孔/Side entry H32B-SDR-LB-2PG29 H32B-SDR-LB-2M32 H32B-SDR-LB-2M40 2个进线孔/Side entry			
	H32B-TBF-PG29 H32B-TBF-M32 H32B-TBF-M40 H32B-TBF-M50			外壳底座：表面安装 Surface mounted: Side entry			
电缆对接下壳 Cable-to cable hood							

Q-07 HD,HDD调整后的接插针分布Modified contact arrangement

调整后的插针分布

HD和HDD接插体在装满插针时，在绝缘等级3(C)时，其工作电压可达250V，但其插针分布经过调整，同样在绝缘等级3(C)时，其工作电压允许可达500V。

Modified contact arrangement

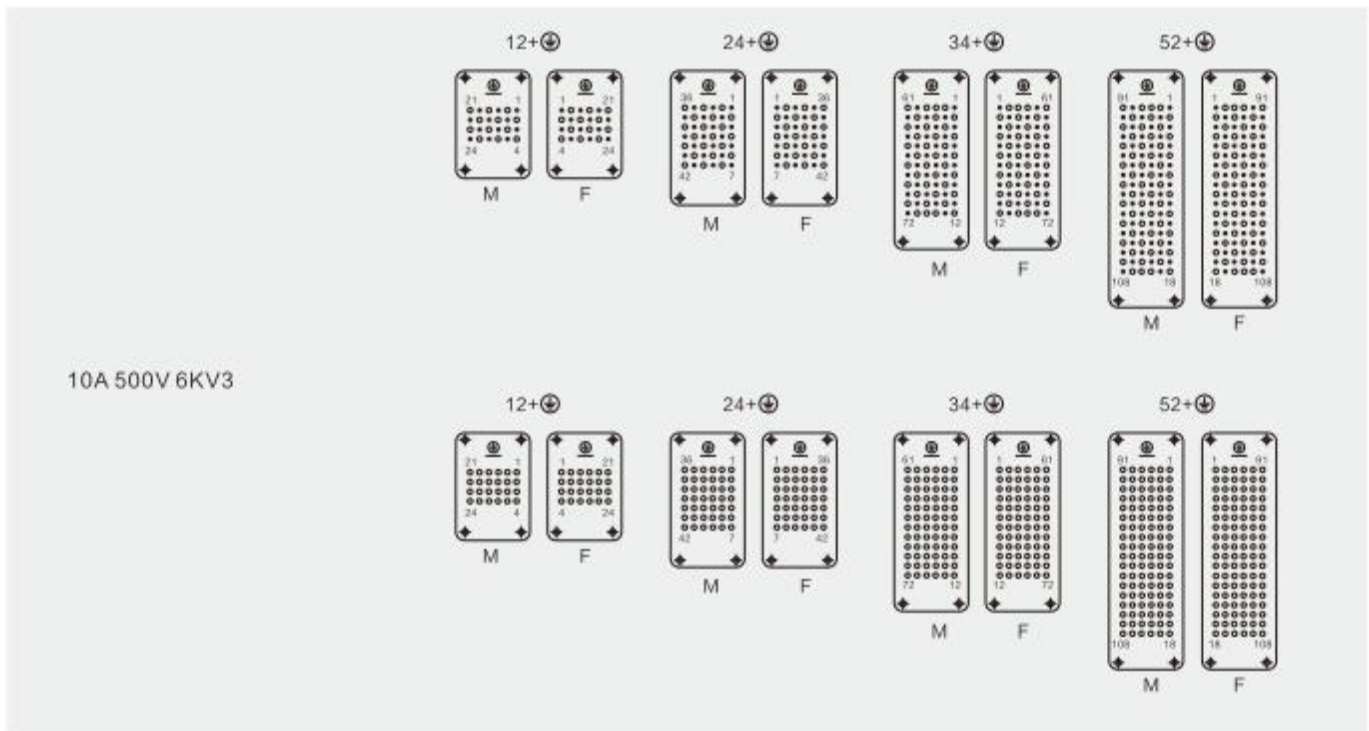
The connector series HDD and HD equipped with all contacts may be used for voltage up to 250V at insulation group C, but modified contact loading arrangement permits use up to 500V at insulation group C.

HDD系列插针分布图

Contact arrangement view from termination side.

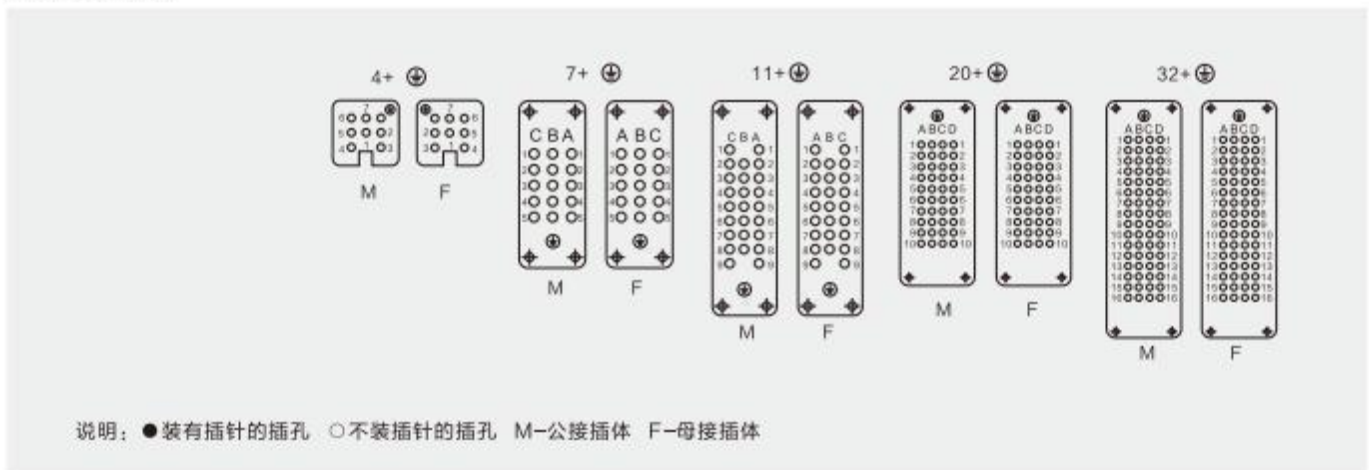
HDD系列/HDD Series

10A 400V 6KV 3



HD系列/HD Series

10A 500V 6KV 3



Q-07 HSB系列技术特性 HSB technical characteristics



电流负载能力/Current carrying capacity

电流负载能力所受的限制主要来自包含接插针的接插体可承受的最大温度。

测试和控制过程依据DIN IEC 60512-3.

The current carrying is limited by maximum temperature of materials for inserts and contacts including terminals.

Control and test procedures according to DIN IEC 60512-3.

规范/Specifications

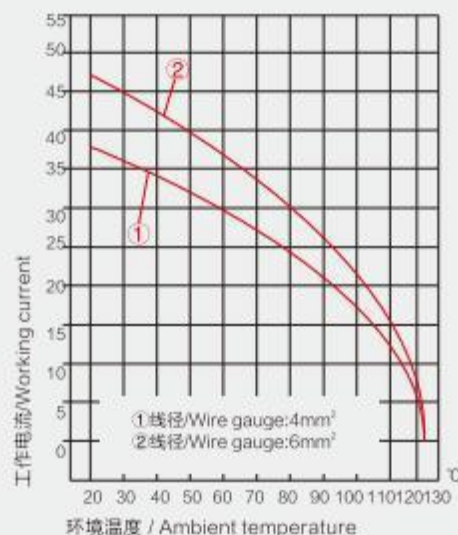
DIN VDE 0627
DIN VDE 0110
DIN EN 61984

插接体/Inserts

接插件针数/Number of contacts	6,12(2x6)+PE
工作电流/Working current (见负载图/See current carrying capacity)	35A
工作电压/Working voltage	400/690V
污染等级/Pollution degree	3
额定脉冲耐受电压/Rated impulse voltage	6KV
绝缘电阻/Insulation resistance	$\geq 10^9 \Omega$
材料/Material	polycarbonate
工作温度范围/Temperature range	-40°C...+125°C
阻燃等级(UL94)/Flammability acc.to(UL94)	V0
据UL/CSA 工作电压/Working voltage acc.to UL/CSA	600V
可拔插次数/Mechanical working life(mating cycles)	≥ 500


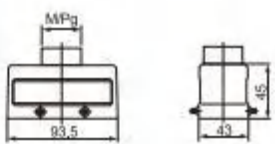

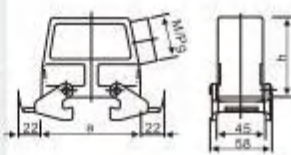
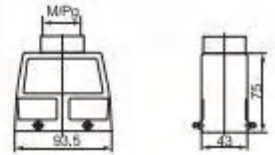

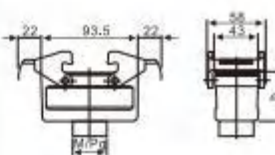

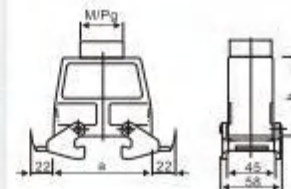

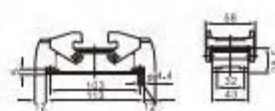

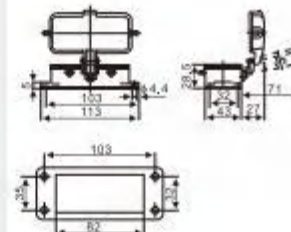
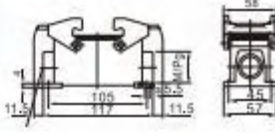

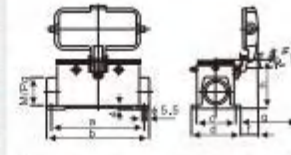
接插针/Contacts

材料/Material	铜/Copper alloy
表面处理/Surface	镀银/Hard silver-plated
接触电阻/Contact resistance	$\leq 1 m\Omega$
接线形式/Terminal	螺钉压接/Screw terminal
导线规格/Wire gauge	4-6mm ² AWG 12-10
螺钉拧紧力矩/Tightening torque	1.2Nm

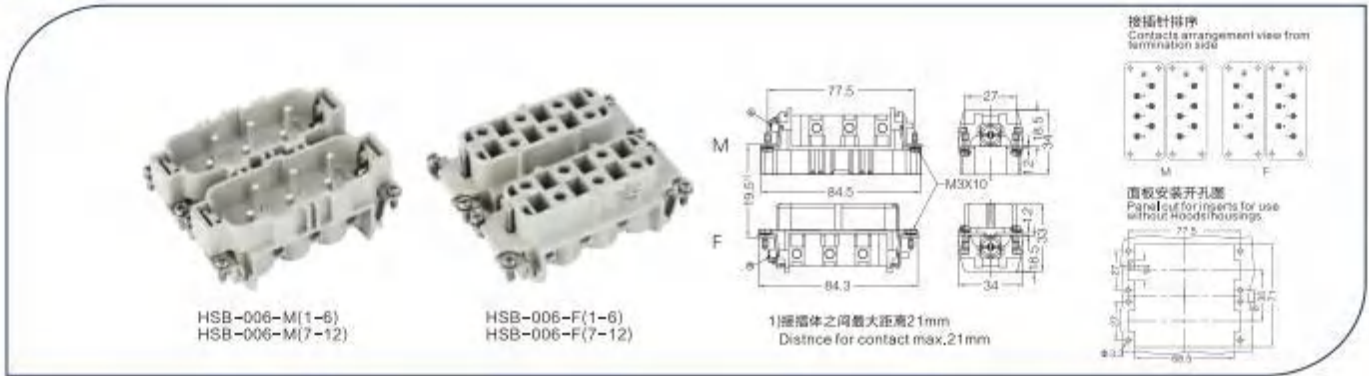


Q-07 HSB Size H16B 6 + ⊕

配套外壳 Suit hood/housing

H16B外壳 H16B shell	型号 Type	螺纹 Thread	外形尺寸 Dimensions	H16B外壳 H16B shell	型号 Type	螺纹 Thread	外形尺寸 Dimensions																														
 <p>外壳上壳: 顶部进线 Hood: Top entry</p>	H16B-TG-PG21 H16B-TG-M25 H16B-TG-M32			 <p>侧出带双扣上壳 Side entry housing with 2 levers</p>	H16B-TSB-PG21 H16B-TSB-M25 H16B-TSB-M32		 <table border="1"> <thead> <tr> <th></th> <th>a</th> <th>h</th> </tr> </thead> <tbody> <tr> <td>低结构/Low construction</td> <td>93.5</td> <td>62.5</td> </tr> <tr> <td>高结构/High construction</td> <td>93.5</td> <td>76</td> </tr> </tbody> </table>		a	h	低结构/Low construction	93.5	62.5	高结构/High construction	93.5	76																					
		a	h																																		
低结构/Low construction	93.5	62.5																																			
高结构/High construction	93.5	76																																			
H16B-TGH-PG21 H16B-TGH-PG29 H16B-TGH-M25 H16B-TGH-M32				H16B-TSBH-PG21 H16B-TSBH-PG29 H16B-TSBH-M25 H16B-TSBH-M32		<table border="1"> <thead> <tr> <th></th> <th>a</th> <th>h</th> </tr> </thead> <tbody> <tr> <td>低结构/Low construction</td> <td>93.5</td> <td>62.5</td> </tr> <tr> <td>高结构/High construction</td> <td>93.5</td> <td>76</td> </tr> </tbody> </table>		a	h	低结构/Low construction	93.5	62.5	高结构/High construction	93.5	76																						
	a	h																																			
低结构/Low construction	93.5	62.5																																			
高结构/High construction	93.5	76																																			
 <p>电缆对接下壳 Cable to cable hood</p>	H16B-TBF-PG21 H16B-TBF-M25 H16B-TBF-M32		 <table border="1"> <thead> <tr> <th></th> <th>h</th> </tr> </thead> <tbody> <tr> <td>低结构/Low construction</td> <td>48</td> </tr> <tr> <td>高结构/High construction</td> <td>72</td> </tr> </tbody> </table>		h	低结构/Low construction	48	高结构/High construction	72	 <p>顶出带双扣上壳 Top entry housing with 2 levers</p>	H16B-TGB-PG21 H16B-TGB-M25 H16B-TGB-M32		 <table border="1"> <thead> <tr> <th></th> <th>a</th> <th>h</th> </tr> </thead> <tbody> <tr> <td>低结构/Low construction</td> <td>93.5</td> <td>45</td> </tr> <tr> <td>高结构/High construction</td> <td>93.5</td> <td>76</td> </tr> </tbody> </table>		a	h	低结构/Low construction	93.5	45	高结构/High construction	93.5	76															
		h																																			
低结构/Low construction	48																																				
高结构/High construction	72																																				
	a	h																																			
低结构/Low construction	93.5	45																																			
高结构/High construction	93.5	76																																			
H16B-TBFH-PG21 H16B-TBFH-PG29 H16B-TBFH-M25 H16B-TBFH-M32				H16B-TGBH-PG21 H16B-TGBH-PG29 H16B-TGBH-M25 H16B-TGBH-M32																																	
 <p>外壳底座: 开孔安装 Bulkhead mounted</p>	H16B-AG			 <p>4耳带盖开孔底座 Bulkhead mounted with 2 bolts</p>	H16B-AD-BO																																
	H16B-SGR-PG21 H16B-SGR-M25 H16B-SGR-M32 1个进线孔/Side entry				 <table border="1"> <thead> <tr> <th></th> <th>h</th> </tr> </thead> <tbody> <tr> <td>低结构/Low construction</td> <td>56</td> </tr> <tr> <td>高结构/High construction</td> <td>70</td> </tr> </tbody> </table>		h	低结构/Low construction	56	高结构/High construction	70	 <p>4耳带盖表面安装底座 Surface mounting with 2 bolts</p>	H16B-SDR-BO-PG21 H16B-SDR-BO-M25 H16B-SDR-BO-M32 1个进线孔/Side entry		 <table border="1"> <thead> <tr> <th></th> <th>a</th> <th>b</th> <th>c</th> <th>d</th> <th>f</th> <th>g</th> <th>h</th> </tr> </thead> <tbody> <tr> <td>低结构</td> <td>105</td> <td>117</td> <td>45</td> <td>57</td> <td>20</td> <td>65</td> <td>56</td> </tr> <tr> <td>高结构</td> <td>105</td> <td>117</td> <td>45</td> <td>57</td> <td>20</td> <td>65</td> <td>70</td> </tr> </tbody> </table>		a	b	c	d	f	g	h	低结构	105	117	45	57	20	65	56	高结构	105	117	45	57	20
	h																																				
低结构/Low construction	56																																				
高结构/High construction	70																																				
	a	b	c	d	f	g	h																														
低结构	105	117	45	57	20	65	56																														
高结构	105	117	45	57	20	65	70																														
H16B-SGR-2PG21 H16B-SGR-2M25 H16B-SGR-2M32 2个进线孔/Side entry				H16B-SDR-BO-2PG21 H16B-SDR-BO-2M25 H16B-SDR-BO-2M32 2个进线孔/Side entry																																	
H16B-SGRH-PG21 H16B-SGRH-PG29 H16B-SGRH-M32 1个进线孔/Side entry				H16B-SDRH-BO-PG21 H16B-SDRH-BO-PG29 H16B-SDRH-BO-M32 1个进线孔/Side entry																																	
H16B-SGRH-2PG21 H16B-SGRH-2PG29 H16B-SGRH-2M32 2个进线孔/Side entry				H16B-SDRH-BO-2PG21 H16B-SDRH-BO-2PG29 H16B-SDRH-BO-2M32 2个进线孔/Side entry																																	

Q-07 HSB Size H32B 12 + ⊕



配套外壳 Suit hood/housing

H32B外壳 H32B shell	型号 Type	螺纹 Thread	外形尺寸 Dimensions	H32B外壳 H32B shell	型号 Type	螺纹 Thread	外形尺寸 Dimensions
	H32B-TS-PG29 H32B-TS-PG36 H32B-TS-M32 H32B-TS-M40				H32B-TS-RO-PG29 H32B-TS-RO-M32 H32B-TS-RO-M40		
外壳上壳; 侧面进线 Hood: Side entry				外壳上壳; 侧面进线 Hood: Side entry			
	H32B-TG-PG29 H32B-TG-PG36 H32B-TG-M32 H32B-TG-M40				H32B-TG-RO-PG29 H32B-TG-RO-PG36 H32B-TG-RO-M32 H32B-TG-RO-M40 H32B-TG-RO-M50		
外壳上壳; 顶部进线 Hood: Top entry				外壳上壳; 顶部进线 Hood: Top entry			
	H32B-AG				不带保护盖 Without protection covers H32B-AG-LB 带保护盖 With protection covers H32B-AD-LB		
外壳底座; 开孔安装 Bulkhead: mounted				外壳底座; 开孔安装 Bulkhead: mounted			
	H32B-SGR-PG29 H32B-SGR-M32 H32B-SGR-M40 1个进线孔 H32B-SGR-2PG29 H32B-SGR-2M32 H32B-SGR-2M40 2个进线孔				H32B-SGR-LB-PG29 H32B-SGR-LB-M32 H32B-SGR-LB-M40 1个进线孔/Side entry H32B-SGR-LB-2PG29 H32B-SGR-LB-2M32 H32B-SGR-LB-2M40 2个进线孔/Side entry		
外壳底座; 表面安装 Surface mounted: Side entry				外壳底座; 表面安装 Surface mounted: Side entry			
	H32B-TBF-PG29 H32B-TBF-M32 H32B-TBF-M40 H32B-TBF-M50				高结构/High construction H32B-SDR-LB-PG29 H32B-SDR-LB-M32 H32B-SDR-LB-M40 1个进线孔/Side entry H32B-SDR-LB-2PG29 H32B-SDR-LB-2M32 H32B-SDR-LB-2M40 2个进线孔/Side entry		
电缆对接下壳 Cable-to cable hood				外壳底座; 表面安装 Surface mounted: Side entry			

Q-08 HK-008/24技术特性 HK-008/24 technical characteristics



规范/Specifications

DIN VDE 0627
DIN VDE 0110
DIN EN 61984

插接体/Inserts

电力区/Power area

工作电流/Working current	16A
工作电压/Working voltage	230/400V
额定脉冲电压/Rated impulse voltage	4KV
污染等级/Pollution degree	3

信号区/Signal area

工作电流/Working current	10A
工作电压/Working voltage	250V
额定脉冲电压/Rated impulse voltage	2.5KV
污染等级/Pollution degree	3

按照UL/CSA的额定电压/Working voltage acc.to UL/CSA 600V/300V

绝缘电阻/Insulation resistance $\geq 10^9 \Omega$

材料/Material PC

工作湿度范围/Temperature range $-40^\circ\text{C} \dots +125^\circ\text{C}$

阻燃等级(UL94)/Flammability acc.to(UL94) V0

可拔插次数/Mechanical working life(mating cycles) ≥ 500

接插针/Contacts

材料/Material 铜合金/Copper alloy

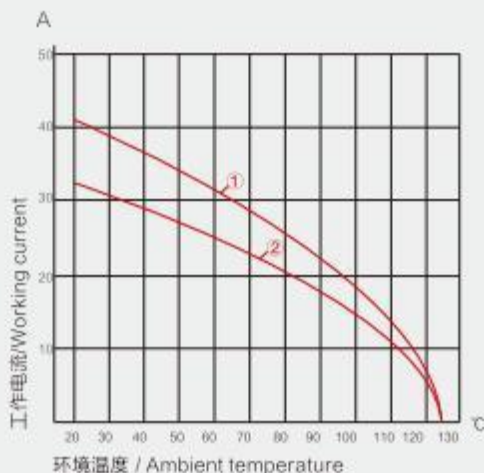
表面处理/Surface 镀银/Hard silver-plated

接触电阻/Contact resistance $\leq 1 \text{ m}\Omega / 3 \text{ m}\Omega$

接线形式/Terminal 冷压压接/Screw terminal

导线规格/Wire gauge $0.5-4 \text{ mm}^2 / 0.14-2.5 \text{ mm}^2$
mm² 20-12/26-14


-AGW



①导线截面/Wire gauge:4.0mm²

②导线截面/Wire gauge:2.5mm²

Q-08 HK Size H10B 8/24 + ⊕



配套外壳 Suit hood/housing

H10B外壳 H10B shell	型号 Type	螺纹 Thread	外形尺寸 Dimensions
	H10B-TS-RO-PG16 H10B-TS-RO-M20 H10B-TS-RO-M25		
	高结构/High construction		
	H10B-TSH-RO-PG21 H10B-TSH-RO-PG29 H10B-TSH-RO-M25 H10B-TSH-RO-M32		
	高结构/High construction		
外壳上壳: 侧面进线 Hood: Side entry			

H10B外壳 H10B shell	型号 Type	螺纹 Thread	外形尺寸 Dimensions												
	H10B-SGR-LB-PG16 H10B-SGR-LB-M20 H10B-SGR-LB-M25														
	1个进线孔/Side entry														
	H10B-SGR-LB-2PG16 H10B-SGR-LB-2M20 H10B-SGR-LB-2M25														
	2个进线孔/Side entry														
外壳底座: 表面安装 Surface mounted: Side entry	高结构/High construction H10B-SGRH-LB-PG21 H10B-SGRH-LB-PG29 H10B-SGRH-LB-M25		<table border="1"> <tr><td></td><td>a</td><td>b</td><td>h</td></tr> <tr><td>低结构</td><td>40</td><td>52</td><td>54</td></tr> <tr><td>高结构</td><td>45</td><td>57</td><td>74</td></tr> </table>		a	b	h	低结构	40	52	54	高结构	45	57	74
		a	b	h											
低结构	40	52	54												
高结构	45	57	74												
H10B-SGRH-LB-2PG21 H10B-SGRH-LB-2PG29 H10B-SGRH-LB-2M25		2个进线孔/Side entry													

H10B外壳 H10B shell	型号 Type	螺纹 Thread	外形尺寸 Dimensions
	H10B-TG-RO-PG16 H10B-TG-RO-M20 H10B-TG-RO-M25		
	高结构/High construction		
	H10B-TGH-RO-PG21 H10B-TGH-RO-PG29 H10B-TGH-RO-M25 H10B-TGH-RO-M32		
	高结构/High construction		
外壳上壳: 顶部进线 Hood: Top entry			


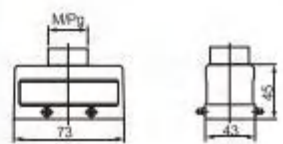

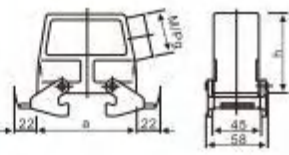

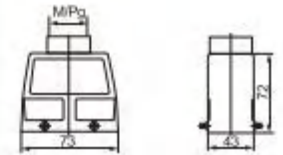


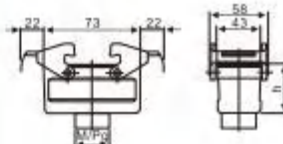

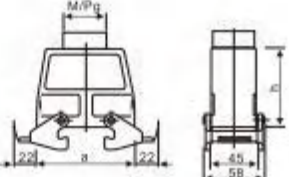


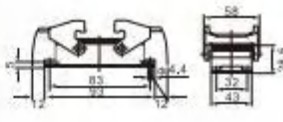

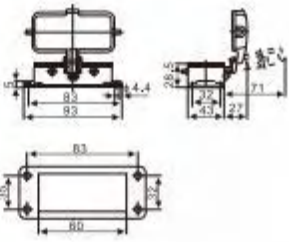

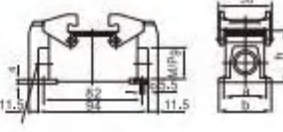

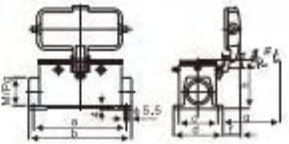

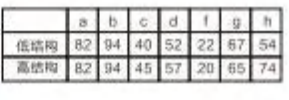
H10B外壳 H10B shell	型号 Type	螺纹 Thread	外形尺寸 Dimensions												
	H10B-SDR-LB-PG16 H10B-SDR-LB-M20 H10B-SDR-LB-M25														
	1个进线孔/Side entry														
	H10B-SDR-LB-2PG16 H10B-SDR-LB-2M20 H10B-SDR-LB-2M25														
	2个进线孔/Side entry														
外壳底座: 表面安装 Surface mounted: Side entry	高结构/High construction H10B-SDRH-LB-PG21 H10B-SDRH-LB-PG29 H10B-SDRH-LB-M25		<table border="1"> <tr><td></td><td>a</td><td>b</td><td>h</td></tr> <tr><td>低结构</td><td>40</td><td>52</td><td>54</td></tr> <tr><td>高结构</td><td>45</td><td>57</td><td>74</td></tr> </table>		a	b	h	低结构	40	52	54	高结构	45	57	74
		a	b	h											
低结构	40	52	54												
高结构	45	57	74												
H10B-SDRH-LB-2PG21 H10B-SDRH-LB-2PG29 H10B-SDRH-LB-2M25		2个进线孔/Side entry													

H10B外壳 H10B shell	型号 Type	螺纹 Thread	外形尺寸 Dimensions						
	H10B-TBF-LB-PG16 H10B-TBF-LB-M20 H10B-TBF-LB-M25								
	高结构/High construction								
	H10B-TBF-LB-PG21 H10B-TBF-LB-PG29 H10B-TBF-LB-M25 H10B-TBF-LB-M32		<table border="1"> <tr><td></td><td>h</td></tr> <tr><td>低结构/Low construction</td><td>42</td></tr> <tr><td>高结构/High construction</td><td>72</td></tr> </table>		h	低结构/Low construction	42	高结构/High construction	72
		h							
低结构/Low construction	42								
高结构/High construction	72								
不带保护盖 Without protection covers H10B-AG-LB									
带保护盖 With protection covers H10B-AD-LB									
外壳底座: 开孔安装 Bulkhead mounted									

H10B外壳 H10B shell	型号 Type	螺纹 Thread	外形尺寸 Dimensions
	H10B-TS-PG16 H10B-TS-M20 H10B-TS-M25		
	高结构/High construction		
	H10B-TSH-PG21 H10B-TSH-PG29 H10B-TSH-M25 H10B-TSH-M32		
	高结构/High construction		
外壳上壳: 侧面进线 Hood: Side entry			

Q-08 HK Size H10B 8/24 + ⊕

配套外壳 Suit hood/housing

H10B外壳 H10B shell	型号 Type	螺纹 Thread	外形尺寸 Dimensions	H10B外壳 H10B shell	型号 Type	螺纹 Thread	外形尺寸 Dimensions																																				
	H10B-TG-PG16 H10B-TG-M20 H10B-TG-M25				H10B-TSB-PG16 H10B-TSB-M20 H10B-TSB-M25																																						
	高结构/High construction				高结构/High construction																																						
	H10B-TGH-PG21 H10B-TGH-PG29 H10B-TGH-M25 H10B-TGH-M32				H10B-TSBH-PG21 H10B-TSBH-PG29 H10B-TSBH-M25 H10B-TSBH-M32																																						
	高结构/High construction				高结构/High construction																																						
外壳上壳: 顶部进线 Hood: Top entry				侧出带双扣上壳 Side entry housing with 2 levers			<table border="1"> <thead> <tr> <th></th> <th>a</th> <th>h</th> </tr> </thead> <tbody> <tr> <td>低结构/Low construction</td> <td>73</td> <td>57</td> </tr> <tr> <td>高结构/High construction</td> <td>73</td> <td>72</td> </tr> </tbody> </table>		a	h	低结构/Low construction	73	57	高结构/High construction	73	72																											
	a	h																																									
低结构/Low construction	73	57																																									
高结构/High construction	73	72																																									
	H10B-TBF-PG16 H10B-TBF-M20 H10B-TBF-M25				H10B-TGB-PG16 H10B-TGB-M20 H10B-TGB-M25																																						
	高结构/High construction				高结构/High construction																																						
电缆对接下壳 Cable-to-cable hood	H10B-TBFH-PG21 H10B-TBFH-PG29 H10B-TBFH-M25 H10B-TBFH-M32		<table border="1"> <thead> <tr> <th></th> <th>h</th> </tr> </thead> <tbody> <tr> <td>低结构/Low construction</td> <td>48</td> </tr> <tr> <td>高结构/High construction</td> <td>72</td> </tr> </tbody> </table>		h	低结构/Low construction	48	高结构/High construction	72		H10B-TGBH-PG21 H10B-TGBH-PG29 H10B-TGBH-M25 H10B-TGBH-M32																																
	h																																										
低结构/Low construction	48																																										
高结构/High construction	72																																										
	高结构/High construction			顶出带双扣上壳 Top entry housing with 2 levers			<table border="1"> <thead> <tr> <th></th> <th>a</th> <th>h</th> </tr> </thead> <tbody> <tr> <td>低结构/Low construction</td> <td>73</td> <td>45</td> </tr> <tr> <td>高结构/High construction</td> <td>73</td> <td>72</td> </tr> </tbody> </table>		a	h	低结构/Low construction	73	45	高结构/High construction	73	72																											
	a	h																																									
低结构/Low construction	73	45																																									
高结构/High construction	73	72																																									
	H10B-AG				H10B-AD-BO																																						
外壳底座: 开孔安装 Bulkhead mounted				4耳带盖开孔底座 Bulkhead mounted with 2 bolts																																							
	H10B-SGR-PG16 H10B-SGR-M20 H10B-SGR-M25				H10B-SDR-BO-PG16 H10B-SDR-BO-M20 H10B-SDR-BO-M25																																						
	1个进线孔/Side entry				1个进线孔/Side entry																																						
	H10B-SGR-2PG16 H10B-SGR-2M20 H10B-SGR-2M25				H10B-SDR-BO-2PG16 H10B-SDR-BO-2M20 H10B-SDR-BO-2M25																																						
	2个进线孔/Side entry				2个进线孔/Side entry																																						
外壳底座: 表面安装 Surface mounted: Side entry	高结构/High construction		<table border="1"> <thead> <tr> <th></th> <th>a</th> <th>b</th> <th>h</th> </tr> </thead> <tbody> <tr> <td>低结构</td> <td>40</td> <td>52</td> <td>54</td> </tr> <tr> <td>高结构</td> <td>45</td> <td>57</td> <td>74</td> </tr> </tbody> </table>		a	b	h	低结构	40	52	54	高结构	45	57	74	4耳带盖表面安装底座 Surface mounting with 2 bolts	高结构/High construction		<table border="1"> <thead> <tr> <th></th> <th>a</th> <th>b</th> <th>c</th> <th>d</th> <th>f</th> <th>g</th> <th>h</th> </tr> </thead> <tbody> <tr> <td>低结构</td> <td>82</td> <td>94</td> <td>40</td> <td>52</td> <td>22</td> <td>67</td> <td>54</td> </tr> <tr> <td>高结构</td> <td>82</td> <td>94</td> <td>45</td> <td>57</td> <td>20</td> <td>65</td> <td>74</td> </tr> </tbody> </table>		a	b	c	d	f	g	h	低结构	82	94	40	52	22	67	54	高结构	82	94	45	57	20	65	74
	a	b	h																																								
低结构	40	52	54																																								
高结构	45	57	74																																								
	a	b	c	d	f	g	h																																				
低结构	82	94	40	52	22	67	54																																				
高结构	82	94	45	57	20	65	74																																				
	H10B-SGRH-PG21 H10B-SGRH-PG29 H10B-SGRH-M25				H10B-SDRH-BO-PG21 H10B-SDRH-BO-PG29 H10B-SDRH-BO-M25																																						
	1个进线孔/Side entry				1个进线孔/Side entry																																						
	H10B-SGRH-2PG21 H10B-SGRH-2PG29 H10B-SGRH-2M25				H10B-SDRH-BO-2PG21 H10B-SDRH-BO-2PG29 H10B-SDRH-BO-2M25																																						
	2个进线孔/Side entry				2个进线孔/Side entry																																						

Q-09 HK-004/0.004/2技术特性 HK-004/0.004/2 technical characteristics



Q

规范/Specifications

DIN VDE 0627
DIN VDE 0110
DIN EN 61984

插接体/Inserts

接插件针数/Number of contacts	4/0, 4/2+PE
工作电流/Working current (见负载图/See current carrying capacity)	
电力区/Power area	80A
信号区/Signal area	16A

工作电压/Working voltage

电力区/Power area	690V
信号区/Signal area	400V/690V

污染等级/Pollution degree

电力区/Power area	1000V
信号区/Signal area	400V/690V

污染等级/Pollution degree	3
-----------------------	---

额定脉冲耐受电压/Rated impulse voltage

电力区/Power area	8KV
信号区/Signal area	6KV

绝缘电阻/Insulation resistance	$\geq 10^9 \Omega$
----------------------------	--------------------

材料/Material	polycarbonate
-------------	---------------

工作温度范围/Temperature range	-40°C...+125°C
--------------------------	----------------

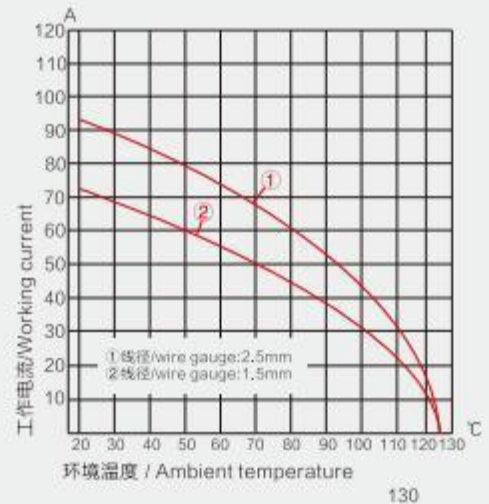
阻燃等级(UL94)/Flammability acc.to(UL94)	V0
--------------------------------------	----

据UL/CSA工作电压/Working voltage acc.to UL/CSA	600V/300V
---	-----------

可拔插次数/Mechanical working life(mating cycles)	≥ 500
--	------------

接插针/Contacts

材料/Material	铜/Copprr alloy
表面外理/Surface	镀银/Hard silver-plated
接触电阻/Contact resistance	电力区/Power area $\leq 0.3 \text{ m}\Omega$ 信号区/Signal area $\leq 1 \text{ m}\Omega$
接线形式/Terminal	螺钉压接/Screw terminal
导线规格/Wire gauge	电力区/Power area 1.5-16mm ² AWG16-6 信号区/Signal area 1.0-2.5mm ² AWG16-14
螺钉拧紧力矩/Tightening torque	电力区/Power area mm 1.5 2.5 4 6 10 16 N.m 1.2 2 3 3 3 3 信号区/Signal area : 0.5 N.m



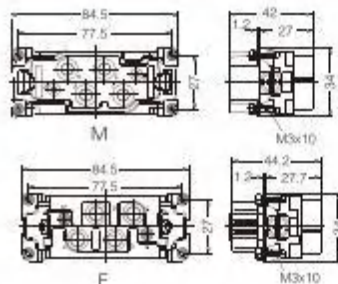
Q-09 HK Size H16B 4/0,4/2 + ⊕



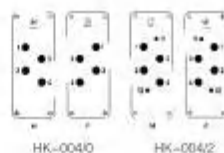
HK-004/0-M



HK-004/0-F



接触针排序
Contacts arrangement view from termination side





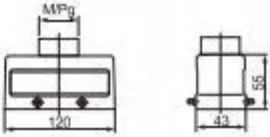


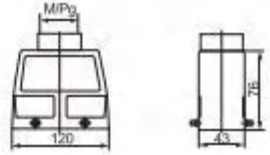
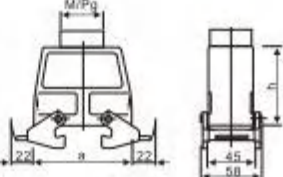

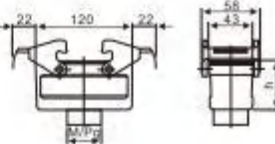

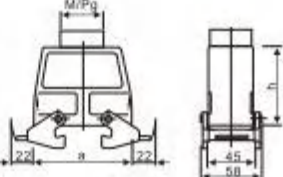



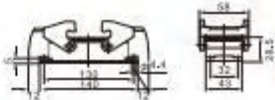

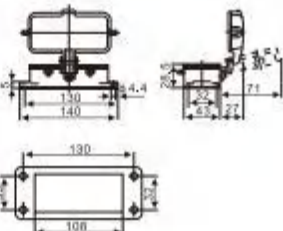

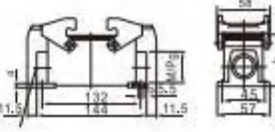

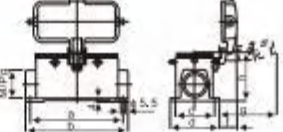
1) 接插体之间最大距离21mm
Distance for contact max.21mm

配套外壳 Suit hood/housing

H24B外壳 H24B shell	型号 Type	螺纹 Thread	外形尺寸 Dimensions	H24B外壳 H24B shell	型号 Type	螺纹 Thread	外形尺寸 Dimensions						
<p>外壳上壳: 侧面进线 Hood: Side entry</p>	H24B-TS-RO-PG21 H24B-TS-RO-M25 H24B-TS-RO-M32		<p>高结构/High construction 120, 43, 62.5</p>	<p>外壳底座: 表面安装 Surface mounted: Side entry</p>	H24B-SGR-LB-PG21 H24B-SGR-LB-M25 H24B-SGR-LB-M32		<p>1个进线孔/Side entry 高结构/High construction 120, 43, 62.5</p>						
	H24B-TSH-RO-PG21 H24B-TSH-RO-PG29 H24B-TSH-RO-M25 H24B-TSH-RO-M32		<p>120, 43, 76</p>		H24B-SGR-LB-2PG21 H24B-SGR-LB-2M25 H24B-SGR-LB-2M32		<p>2个进线孔/Side entry 高结构/High construction 120, 43, 76</p>						
				<table border="1"> <tr><td>低结构/Low construction</td><td>h</td><td>56</td></tr> <tr><td>高结构/High construction</td><td>h</td><td>70</td></tr> </table>				低结构/Low construction	h	56	高结构/High construction	h	70
低结构/Low construction	h	56											
高结构/High construction	h	70											
<p>外壳上壳: 顶部进线 Hood: Top entry</p>	H24B-TG-RO-PG21 H24B-TG-RO-M25 H24B-TG-RO-M32		<p>高结构/High construction 120, 43, 45</p>	<p>外壳底座: 表面安装 Surface mounted: Side entry</p>	H24B-SDR-LB-PG21 H24B-SDR-LB-M25 H24B-SDR-LB-M32		<p>1个进线孔/Side entry 高结构/High construction 120, 43, 45</p>						
	H24B-TGH-RO-PG21 H24B-TGH-RO-PG29 H24B-TGH-RO-M25 H24B-TGH-RO-M32		<p>120, 43, 76</p>		H24B-SDR-LB-2PG21 H24B-SDR-LB-2M25 H24B-SDR-LB-2M32		<p>2个进线孔/Side entry 高结构/High construction 120, 43, 76</p>						
				<table border="1"> <tr><td>低结构/Low construction</td><td>h</td><td>56</td></tr> <tr><td>高结构/High construction</td><td>h</td><td>70</td></tr> </table>				低结构/Low construction	h	56	高结构/High construction	h	70
低结构/Low construction	h	56											
高结构/High construction	h	70											
<p>电缆对接下壳 Cable-to-cable hood</p>	H24B-TBF-LB-PG21 H24B-TBF-LB-M25 H24B-TBF-LB-M32		<p>高结构/High construction 140, 120, 23, 43</p>	<p>外壳上壳: 侧面进线 Hood: Side entry</p>	H24B-TS-PG21 H24B-TS-M25 H24B-TS-M32		<p>高结构/High construction 120, 43, 62.5</p>						
	H24B-TBFH-LB-PG21 H24B-TBFH-LB-PG29 H24B-TBFH-LB-M25 H24B-TBFH-LB-M32		<p>低结构/Low construction: 56 高结构/High construction: 76</p>		H24B-TSH-PG21 H24B-TSH-PG29 H24B-TSH-M25 H24B-TSH-M32		<p>120, 43, 76</p>						
<p>不带保护盖 Without protection covers H24B-AG-LB 带保护盖 With protection covers H24B-AD-LB</p>													

Q-09 HK Size H16B 4/0,4/2 + ⊕

配套外壳 Suit hood/housing

H24B外壳 H24B shell	型号 Type	螺纹 Thread	外形尺寸 Dimensions	H24B外壳 H24B shell	型号 Type	螺纹 Thread	外形尺寸 Dimensions																														
  外壳上壳：顶部进线 Hood: Top entry	H24B-TG-PG21 H24B-TG-M25 H24B-TG-M32			 侧出带双扣上壳 Side entry housing with 2 levers	H24B-TSB-PG21 H24B-TSB-M25 H24B-TSB-M32		 <table border="1" data-bbox="1201 622 1477 709"> <tr> <td>低结构/Low construction</td> <td>120</td> <td>62.5</td> </tr> <tr> <td>高结构/High construction</td> <td>120</td> <td>76</td> </tr> </table>	低结构/Low construction	120	62.5	高结构/High construction	120	76																								
	低结构/Low construction	120	62.5																																		
高结构/High construction	120	76																																			
H24B-TGH-PG21 H24B-TGH-PG29 H24B-TGH-M25 H24B-TGH-M32			H24B-TSBH-PG21 H24B-TSBH-PG29 H24B-TSBH-M25 H24B-TSBH-M32		 <table border="1" data-bbox="1201 1037 1477 1124"> <tr> <td>低结构/Low construction</td> <td>120</td> <td>55</td> </tr> <tr> <td>高结构/High construction</td> <td>120</td> <td>76</td> </tr> </table>	低结构/Low construction	120	55	高结构/High construction	120	76																										
低结构/Low construction	120	55																																			
高结构/High construction	120	76																																			
 电缆对接下壳 Cable-to-cable hood	H24B-TBF-PG21 H24B-TBF-M25 H24B-TBF-M32			 顶出带双扣上壳 Top entry housing with 2 levers	H24B-TGB-PG21 H24B-TGB-M25 H24B-TGB-M32		 <table border="1" data-bbox="1201 1037 1477 1124"> <tr> <td>低结构/Low construction</td> <td>120</td> <td>55</td> </tr> <tr> <td>高结构/High construction</td> <td>120</td> <td>76</td> </tr> </table>	低结构/Low construction	120	55	高结构/High construction	120	76																								
	低结构/Low construction	120	55																																		
高结构/High construction	120	76																																			
H24B-TBFH-PG21 H24B-TBFH-PG29 H24B-TBFH-M25 H24B-TBFH-M32		 <table border="1" data-bbox="527 1037 755 1113"> <tr> <td>h</td> <td></td> </tr> <tr> <td>低结构/Low construction</td> <td>55</td> </tr> <tr> <td>高结构/High construction</td> <td>78</td> </tr> </table>	h		低结构/Low construction	55	高结构/High construction	78	H24B-TGBH-PG21 H24B-TGBH-PG29 H24B-TGBH-M25 H24B-TGBH-M32		 <table border="1" data-bbox="1201 1037 1477 1113"> <tr> <td>h</td> <td></td> </tr> <tr> <td>低结构/Low construction</td> <td>55</td> </tr> <tr> <td>高结构/High construction</td> <td>76</td> </tr> </table>	h		低结构/Low construction	55	高结构/High construction	76																				
h																																					
低结构/Low construction	55																																				
高结构/High construction	78																																				
h																																					
低结构/Low construction	55																																				
高结构/High construction	76																																				
 外壳底座：开孔安装 Bulkhead mounted	H24B-AG			 4耳带盖开孔底座 Bulkhead mounted with 2 bolts	H24B-AD-BO																																
 外壳底座：表面安装 Surface mounted Side entry	H24B-SGR-PG21 H24B-SGR-M25 H24B-SGR-M32	1个进线孔/Side entry	 <table border="1" data-bbox="527 1867 755 1954"> <tr> <td>h</td> <td></td> </tr> <tr> <td>低结构/Low construction</td> <td>56</td> </tr> <tr> <td>高结构/High construction</td> <td>70</td> </tr> </table>	h		低结构/Low construction	56	高结构/High construction	70	 4耳带盖表面安装底座 Surface mounting with 2 bolts	H24B-SDR-BO-PG21 H24B-SDR-BO-M25 H24B-SDR-BO-M32	1个进线孔/Side entry	 <table border="1" data-bbox="1193 1867 1477 1954"> <tr> <td></td> <td>a</td> <td>b</td> <td>c</td> <td>d</td> <td>f</td> <td>g</td> <td>h</td> </tr> <tr> <td>低结构</td> <td>132</td> <td>144</td> <td>45</td> <td>57</td> <td>20</td> <td>65</td> <td>56</td> </tr> <tr> <td>高结构</td> <td>132</td> <td>144</td> <td>45</td> <td>57</td> <td>20</td> <td>65</td> <td>70</td> </tr> </table>		a	b	c	d	f	g	h	低结构	132	144	45	57	20	65	56	高结构	132	144	45	57	20	65	70
	h																																				
低结构/Low construction	56																																				
高结构/High construction	70																																				
	a	b	c	d	f	g	h																														
低结构	132	144	45	57	20	65	56																														
高结构	132	144	45	57	20	65	70																														
H24B-SGR-2PG21 H24B-SGR-2M25 H24B-SGR-2M32	2个进线孔/Side entry		H24B-SDR-BO-2PG21 H24B-SDR-BO-2M25 H24B-SDR-BO-2M32	2个进线孔/Side entry																																	
H24B-SGRH-PG21 H24B-SGRH-PG29 H24B-SGRH-M32	1个进线孔/Side entry		H24B-SDRH-BO-PG21 H24B-SDRH-BO-PG29 H24B-SDRH-BO-M32	1个进线孔/Side entry																																	
H24B-SGRH-2PG21 H24B-SGRH-2PG29 H24B-SGRH-2M32	2个进线孔/Side entry		H24B-SDRH-BO-2PG21 H24B-SDRH-BO-2PG29 H24B-SDRH-BO-2M32	2个进线孔/Side entry																																	

Q-10 HK-004/8技术特性 HK-004/8 technical characteristics



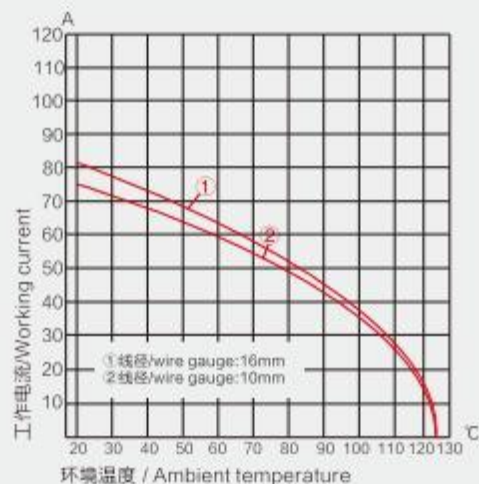
规范/Specifications

插接体/Inserts


接插件针数/Number of contacts	4/8+PE
电力区/Power area	
工作电流/Working current	80A
工作电压/Working voltage	690V
额定脉冲耐受电压/Rated impulse voltage	6KV
污染等级/Pollution degree	3
污染等级2/Pollution degree2	80A 400/690V 6KV 2
信号区/Signal area	
工作电流/Working current	16A
工作电压/Working voltage	400V
额定脉冲电压/Rated impulse voltage	6KV
污染等级/Pollution degree	3
按照UL/CSA的额定电压/Working voltage acc.to UL/CSA	600V/600V
额定脉冲耐受电压/Rated impulse voltage	4KV
绝缘电阻/Insulation resistance	$\geq 10^{10}\Omega$
材料/Material	PC
工作湿度范围/Temperature range	-40℃...+125℃
阻燃等级(UL94)/Flammability acc.to(UL94)	V0
可插拔次数/Mechanical working life(mating cycles)	≥ 500

接插件/Contacts


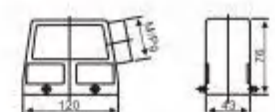

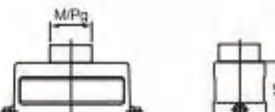


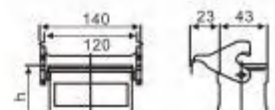
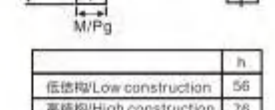


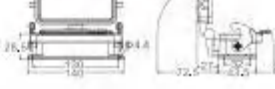
材料/Material	铜/Copprr alloy														
表面外理/Surface	镀银/Hard silver-plated														
接触电阻/Contact resistance	电力区/Power area $\leq 0.3 m\Omega$ 信号区/Signal area $\leq 1 m\Omega$														
接线形式/Terminal	螺钉压接/Screw terminal														
导线规格/Wire gauge	电力区/Power area 1.5-16mm ² AWG16-6 信号区/Signal area 1.0-2.5mm ² AWG16-14														
螺钉拧紧力矩/Tightening torque	电力区/Power area <table border="1"> <tr> <td>mm²</td> <td>1.5</td> <td>2.5</td> <td>4</td> <td>6</td> <td>10</td> <td>16</td> </tr> <tr> <td>N.m</td> <td>1.2</td> <td>2</td> <td>3</td> <td>3</td> <td>3</td> <td>3</td> </tr> </table> 信号区/Signal area 0.5 N.m	mm ²	1.5	2.5	4	6	10	16	N.m	1.2	2	3	3	3	3
mm ²	1.5	2.5	4	6	10	16									
N.m	1.2	2	3	3	3	3									






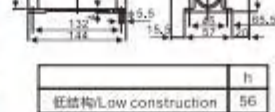


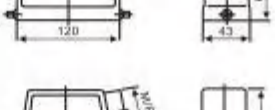

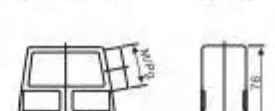



Q-10 HK Size H24B 4/8 + ⊕




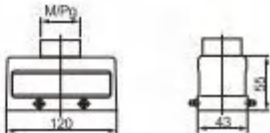

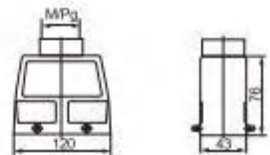
配套外壳 Suit hood/housing





H24B外壳 H24B shell	型号 Type	螺纹 Thread	外形尺寸 Dimensions
 外壳上壳: 侧面进线 Hood: Side entry	H24B-TS-RO-PG21 H24B-TS-RO-M25 H24B-TS-RO-M32		
	高结构/High construction		
 外壳上壳: 顶部进线 Hood: Top entry	H24B-TG-RO-PG21 H24B-TG-RO-M25 H24B-TG-RO-M32		
	高结构/High construction		
 电缆对接下壳 Cable-to cable hood	H24B-TBF-LB-PG21 H24B-TBF-LB-M25 H24B-TBF-LB-M32		
	高结构/High construction		
 外壳底座: 开孔安装 Bulbhead mounted	H24B-TBFH-LB-PG21 H24B-TBFH-LB-PG29 H24B-TBFH-LB-M25 H24B-TBFH-LB-M32		
	不带保护盖 Without protection covers H24B-AG-LB 带保护盖 With protection covers H24B-AD-LB		


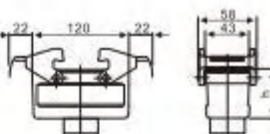

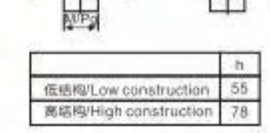
H24B外壳 H24B shell	型号 Type	螺纹 Thread	外形尺寸 Dimensions
 外壳底座: 表面安装 Surface mounted: Side entry	H24B-SGR-LB-PG21 H24B-SGR-LB-M25 H24B-SGR-LB-M32		
	高结构/High construction		
 外壳底座: 表面安装 Surface mounted: Side entry	H24B-SDR-LB-PG21 H24B-SDR-LB-M25 H24B-SDR-LB-M32		
	高结构/High construction		
 外壳上壳: 侧面进线 Hood: Side entry	H24B-TS-PG21 H24B-TS-M25 H24B-TS-M32		
	高结构/High construction		
 外壳上壳: 侧面进线 Hood: Side entry	H24B-TSH-PG21 H24B-TSH-PG29 H24B-TSH-M25 H24B-TSH-M32		
	高结构/High construction		


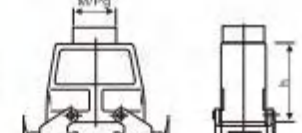


Q-10 HK Size H24B 4/8 + ⊕


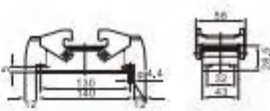
配套外壳 Suit hood/housing


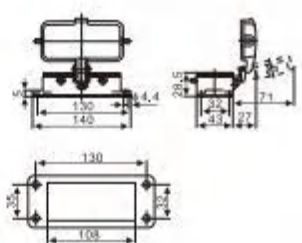
H24B外壳 H24B shell	型号 Type	螺纹 Thread	外形尺寸 Dimensions
	H24B-TG-PG21 H24B-TG-M25 H24B-TG-M32		
	高结构/High construction		
	H24B-TGH-PG21 H24B-TGH-PG29 H24B-TGH-M25 H24B-TGH-M32		
	外壳上壳: 顶部进线 Hood: Top entry		

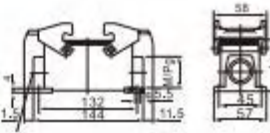




H24B外壳 H24B shell	型号 Type	螺纹 Thread	外形尺寸 Dimensions								
	H24B-TSB-PG21 H24B-TSB-M25 H24B-TSB-M32										
	高结构/High construction										
	H24B-TSBH-PG21 H24B-TSBH-PG29 H24B-TSBH-M25 H24B-TSBH-M32										
	侧出带双扣上壳 Side entry housing with 2 levers		<table border="1"> <thead> <tr> <th></th> <th>a</th> <th>h</th> </tr> </thead> <tbody> <tr> <td>低结构/Low construction</td> <td>120</td> <td>62.5</td> </tr> <tr> <td>高结构/High construction</td> <td>120</td> <td>76</td> </tr> </tbody> </table>		a	h	低结构/Low construction	120	62.5	高结构/High construction	120
	a	h									
低结构/Low construction	120	62.5									
高结构/High construction	120	76									


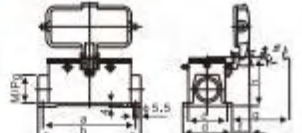

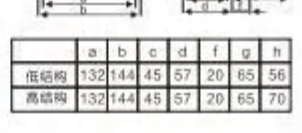


H24B外壳 H24B shell	型号 Type	螺纹 Thread	外形尺寸 Dimensions					
	H24B-TBF-PG21 H24B-TBF-M25 H24B-TBF-M32							
	高结构/High construction							
	H24B-TBFH-PG21 H24B-TBFH-PG29 H24B-TBFH-M25 H24B-TBFH-M32							
	电缆对接下壳 Cable-to-cable hood		<table border="1"> <thead> <tr> <th></th> <th>h</th> </tr> </thead> <tbody> <tr> <td>低结构/Low construction</td> <td>55</td> </tr> <tr> <td>高结构/High construction</td> <td>78</td> </tr> </tbody> </table>		h	低结构/Low construction	55	高结构/High construction
	h							
低结构/Low construction	55							
高结构/High construction	78							

H24B外壳 H24B shell	型号 Type	螺纹 Thread	外形尺寸 Dimensions								
	H24B-TGB-PG21 H24B-TGB-M25 H24B-TGB-M32										
	高结构/High construction										
	H24B-TGBH-PG21 H24B-TGBH-PG29 H24B-TGBH-M25 H24B-TGBH-M32										
	顶出带双扣上壳 Top entry housing with 2 levers		<table border="1"> <thead> <tr> <th></th> <th>a</th> <th>h</th> </tr> </thead> <tbody> <tr> <td>低结构/Low construction</td> <td>120</td> <td>55</td> </tr> <tr> <td>高结构/High construction</td> <td>120</td> <td>76</td> </tr> </tbody> </table>		a	h	低结构/Low construction	120	55	高结构/High construction	120
	a	h									
低结构/Low construction	120	55									
高结构/High construction	120	76									

H24B外壳 H24B shell	型号 Type	螺纹 Thread	外形尺寸 Dimensions
	H24B-AG		
	外壳底座: 开孔安装 Bulkhead mounted		

H24B外壳 H24B shell	型号 Type	螺纹 Thread	外形尺寸 Dimensions
	H24B-AD-BO		
	4耳带盖开孔底座 Bulkhead mounted with 2 bolts		

H24B外壳 H24B shell	型号 Type	螺纹 Thread	外形尺寸 Dimensions					
	H24B-SGR-PG21 H24B-SGR-M25 H24B-SGR-M32 1个进线孔/Side entry							
	高结构/High construction							
	H24B-SGR-2PG21 H24B-SGR-2M25 H24B-SGR-2M32 2个进线孔/Side entry							
	外壳底座: 表面安装 Surface mounted: Side entry		<table border="1"> <thead> <tr> <th></th> <th>h</th> </tr> </thead> <tbody> <tr> <td>低结构/Low construction</td> <td>56</td> </tr> <tr> <td>高结构/High construction</td> <td>70</td> </tr> </tbody> </table>		h	低结构/Low construction	56	高结构/High construction
	h							
低结构/Low construction	56							
高结构/High construction	70							
	H24B-SGRH-2PG21 H24B-SGRH-2PG29 H24B-SGRH-2M32 2个进线孔/Side entry							
	高结构/High construction							

H24B外壳 H24B shell	型号 Type	螺纹 Thread	外形尺寸 Dimensions																							
	H24B-SDR-BO-PG21 H24B-SDR-BO-M25 H24B-SDR-BO-M32 1个进线孔/Side entry																									
	高结构/High construction																									
	H24B-SDR-BO-2PG21 H24B-SDR-BO-2M25 H24B-SDR-BO-2M32 2个进线孔/Side entry																									
	外壳底座: 表面安装底座 Surface mounting with 2 bolts		<table border="1"> <thead> <tr> <th></th> <th>a</th> <th>b</th> <th>c</th> <th>d</th> <th>f</th> <th>g</th> <th>h</th> </tr> </thead> <tbody> <tr> <td>低结构</td> <td>132</td> <td>144</td> <td>45</td> <td>57</td> <td>20</td> <td>65</td> <td>56</td> </tr> <tr> <td>高结构</td> <td>132</td> <td>144</td> <td>45</td> <td>57</td> <td>20</td> <td>65</td> <td>70</td> </tr> </tbody> </table>		a	b	c	d	f	g	h	低结构	132	144	45	57	20	65	56	高结构	132	144	45	57	20	65
	a	b	c	d	f	g	h																			
低结构	132	144	45	57	20	65	56																			
高结构	132	144	45	57	20	65	70																			
	H24B-SDRH-BO-PG21 H24B-SDRH-BO-2PG29 H24B-SDRH-BO-2M32 2个进线孔/Side entry																									
	高结构/High construction																									

Q-11 HK-006/12技术特性 HK-006/12 technical characteristics



规范/Specifications

DIN VDE 0627
DIN VDE 0110
DIN EN 61984

插接体/Inserts

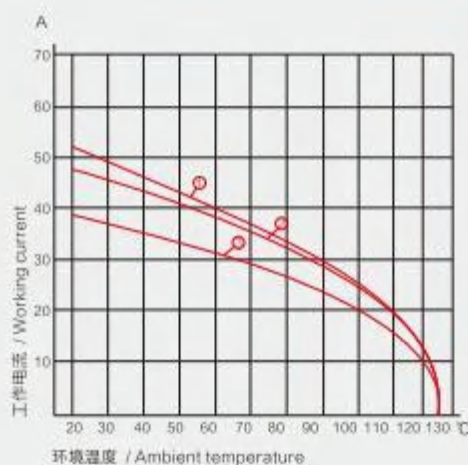
插接件针数/Number of contacts	6/12+PE
电力区/Power area	
工作电流/Working current	40A
额定电压/Working voltage	400/690V
额定脉冲耐受电压/Rated impulse voltage	6KV
污染等级/Pollution degree	3
信号区/Signal area	
工作电流/Working current	16A
额定电压/Working voltage	230/400V
额定脉冲耐受电压/Rated impulse voltage	4KV
污染等级/Pollution degree	3
按照UL/CSA的额定电压/Working voltage acc.to UL/CSA	600/600V
绝缘电阻/Insulation resistance	$\geq 10^9 \Omega$
材料/Material	PC
工作温度范围/Temperature range	-40℃...+125℃
阻燃等级(UL94)/Flammability acc.to(UL94)	V0
可拔插次数/Mechanical working life(mating cycles)	≥ 500

接插针/Contacts

功率区/Power contacts	
材料/Material	铜合金/Copper alloy
表面处理/Surface	镀银/Hard silver-plated
接触电阻/Contact resistance	$\leq 0.5m\Omega/3m\Omega$
接线形式/Terminal	螺钉压接/Screw terminal
导线规格/Wire gauge	2.5-10mm ²
AWG	14-8
-拧紧力矩/Tightening torque	剥线长度/Stripping length
mm ² 2.5 4 6 10	mm ² 2.5 4 6 10
N.m 1.5 1.5 2 2	N.m 5' 5' 5' 8'

信号区/Signal contacts

材料/Material	铜合金/Copper alloy
表面处理/Surface	镀银/Hard silver-plated
接触电阻/Contact resistance	$\leq 3m\Omega$
接线形式/Terminal	螺钉压接/Screw terminal
导线规格/Wire gauge	0.5-12.5mm ²
	AWG 24-14
-拧紧力矩/Tightening torque	0.8 N.m



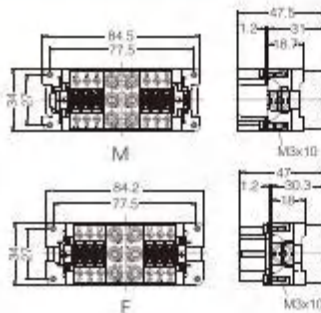
Q-11 HK Size H16B 6/12 + ⊕




HK-006/12-M



HK-006/12-F



接插针排序
Contacts arrangement view from termination side



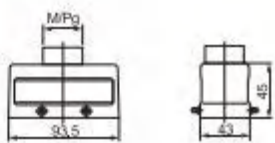

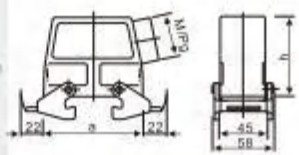
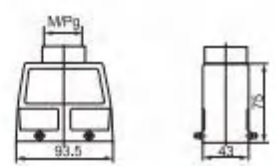

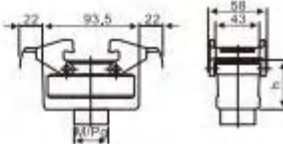

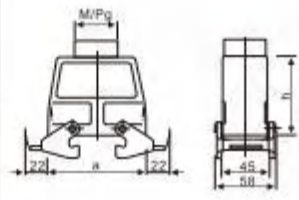

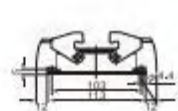

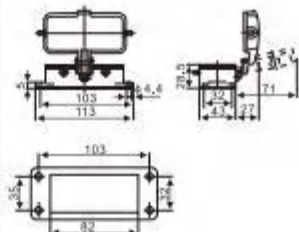

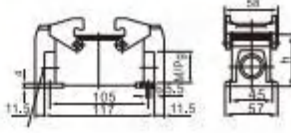

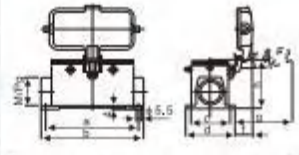


配套外壳 Suit hood/housing

H16B外壳 H16B shell	型号 Type	螺纹 Thread	外形尺寸 Dimensions	H16B外壳 H16B shell	型号 Type	螺纹 Thread	外形尺寸 Dimensions
<p>外壳上壳: 侧面进线 Hood: Side entry</p>	H16B-TS-RO-PG21 H16B-TS-RO-M25 H16B-TS-RO-M32		<p>高结构/High construction</p>	<p>外壳底座: 表面安装 Surface mounted: Side entry</p>	H16B-SGR-LB-PG21 H16B-SGR-LB-M25 H16B-SGR-LB-M32		<p>1个进线孔/Side entry</p>
	H16B-TSH-RO-PG21 H16B-TSH-RO-PG29 H16B-TSH-RO-M25 H16B-TSH-RO-M32		<p>高结构/High construction</p>		H16B-SGRH-LB-PG21 H16B-SGRH-LB-PG29 H16B-SGRH-LB-M32		<p>2个进线孔/Side entry</p>
<p>外壳上壳: 顶部进线 Hood: Top entry</p>	H16B-TG-RO-PG21 H16B-TG-RO-M25 H16B-TG-RO-M32		<p>高结构/High construction</p>	<p>外壳底座: 表面安装 Surface mounted: Side entry</p>	H16B-SDR-LB-PG21 H16B-SDR-LB-M25 H16B-SDR-LB-M32		<p>1个进线孔/Side entry</p>
	H16B-TGH-RO-PG21 H16B-TGH-RO-PG29 H16B-TGH-RO-M25 H16B-TGH-RO-M32		<p>高结构/High construction</p>		H16B-SDRH-LB-PG21 H16B-SDRH-LB-PG29 H16B-SDRH-LB-M32		<p>2个进线孔/Side entry</p>
<p>电缆对接下壳 Cable-to-cable hood</p>	H16B-TBF-LB-PG21 H16B-TBF-LB-M25 H16B-TBF-LB-M32		<p>高结构/High construction</p>	<p>外壳上壳: 侧面进线 Hood: Side entry</p>	H16B-TS-PG21 H16B-TS-M25 H16B-TS-M32		<p>高结构/High construction</p>
	H16B-TBFH-LB-PG21 H16B-TBFH-LB-PG29 H16B-TBFH-LB-M25 H16B-TBFH-LB-M32		<p>高结构/High construction</p>		H16B-TSH-PG21 H16B-TSH-PG29 H16B-TSH-M25 H16B-TSH-M32		<p>高结构/High construction</p>
<p>外壳底座: 开孔安装 Bulkhead mounted</p>	H16B-AG-LB H16B-AD-LB		<p>不带保护盖 Without protection covers 带保护盖 With protection covers</p>				

Q-11 HK Size H16B 6/12 + ⊕

配套外壳 Suit hood/housing

H16B外壳 H16B shell	型号 Type	螺纹 Thread	外形尺寸 Dimensions	H16B外壳 H16B shell	型号 Type	螺纹 Thread	外形尺寸 Dimensions																								
  外壳上壳，顶部进线 Hood: Top entry	H16B-TG-PG21 H16B-TG-M25 H16B-TG-M32			 侧出带双扣上壳 Side entry housing with 2 levers	H16B-TSB-PG21 H16B-TSB-M25 H16B-TSB-M32		 <table border="1"> <tr><td></td><td>a</td><td>h</td></tr> <tr><td>低结构/Low construction</td><td>93.5</td><td>62.5</td></tr> <tr><td>高结构/High construction</td><td>93.5</td><td>76</td></tr> </table>		a	h	低结构/Low construction	93.5	62.5	高结构/High construction	93.5	76															
		a	h																												
低结构/Low construction	93.5	62.5																													
高结构/High construction	93.5	76																													
H16B-TGH-PG21 H16B-TGH-PG29 H16B-TGH-M25 H16B-TGH-M32			H16B-TSBH-PG21 H16B-TSBH-PG29 H16B-TSBH-M25 H16B-TSBH-M32		<table border="1"> <tr><td></td><td>a</td><td>h</td></tr> <tr><td>低结构/Low construction</td><td>93.5</td><td>62.5</td></tr> <tr><td>高结构/High construction</td><td>93.5</td><td>76</td></tr> </table>		a	h	低结构/Low construction	93.5	62.5	高结构/High construction	93.5	76																	
	a	h																													
低结构/Low construction	93.5	62.5																													
高结构/High construction	93.5	76																													
 电缆对接下壳 Cable-to cable hood	H16B-TBF-PG21 H16B-TBF-M25 H16B-TBF-M32			 顶出带双扣上壳 Top entry housing with 2 levers	H16B-TGB-PG21 H16B-TGB-M25 H16B-TGB-M32		 <table border="1"> <tr><td></td><td>a</td><td>h</td></tr> <tr><td>缸结构/Low construction</td><td>93.5</td><td>45</td></tr> <tr><td>高结构/High construction</td><td>93.5</td><td>76</td></tr> </table>		a	h	缸结构/Low construction	93.5	45	高结构/High construction	93.5	76															
		a	h																												
缸结构/Low construction	93.5	45																													
高结构/High construction	93.5	76																													
H16B-TBFH-PG21 H16B-TBFH-PG29 H16B-TBFH-M25 H16B-TBFH-M32		<table border="1"> <tr><td></td><td>h</td></tr> <tr><td>低结构/Low construction</td><td>48</td></tr> <tr><td>高结构/High construction</td><td>72</td></tr> </table>		h	低结构/Low construction	48	高结构/High construction	72	H16B-TGBH-PG21 H16B-TGBH-PG29 H16B-TGBH-M25 H16B-TGBH-M32		<table border="1"> <tr><td></td><td>a</td><td>h</td></tr> <tr><td>缸结构/Low construction</td><td>93.5</td><td>45</td></tr> <tr><td>高结构/High construction</td><td>93.5</td><td>76</td></tr> </table>		a	h	缸结构/Low construction	93.5	45	高结构/High construction	93.5	76											
	h																														
低结构/Low construction	48																														
高结构/High construction	72																														
	a	h																													
缸结构/Low construction	93.5	45																													
高结构/High construction	93.5	76																													
 外壳底座：开孔安装 Bulkhead mounted	H16B-AG			 4孔带盖开孔底座 Bulkhead mounted with 2 bolts	H16B-AD-BO																										
 外壳底座：表面安装 Surface mounted: Side entry	H16B-SGR-PG21 H16B-SGR-M25 H16B-SGR-M32 1个进线孔/Side entry			 4孔带盖表面安装底座 Surface mounting with 2 bolts	H16B-SDR-BO-PG21 H16B-SDR-BO-M25 H16B-SDR-BO-M32 1个进线孔/Side entry		 <table border="1"> <tr><td></td><td>a</td><td>b</td><td>c</td><td>d</td><td>f</td><td>g</td><td>h</td></tr> <tr><td>缸结构</td><td>105</td><td>117</td><td>45</td><td>57</td><td>20</td><td>65</td><td>56</td></tr> <tr><td>高结构</td><td>105</td><td>117</td><td>45</td><td>57</td><td>20</td><td>68</td><td>70</td></tr> </table>		a	b	c	d	f	g	h	缸结构	105	117	45	57	20	65	56	高结构	105	117	45	57	20	68	70
		a			b	c		d	f	g	h																				
缸结构	105	117	45	57	20	65	56																								
高结构	105	117	45	57	20	68	70																								
H16B-SGR-2PG21 H16B-SGR-2M25 H16B-SGR-2M32 2个进线孔/Side entry		<table border="1"> <tr><td></td><td>h</td></tr> <tr><td>低结构/Low construction</td><td>56</td></tr> <tr><td>高结构/High construction</td><td>70</td></tr> </table>		h	低结构/Low construction	56	高结构/High construction	70	H16B-SDR-BO-2PG21 H16B-SDR-BO-2M25 H16B-SDR-BO-2M32 2个进线孔/Side entry																						
	h																														
低结构/Low construction	56																														
高结构/High construction	70																														
H16B-SGRH-PG21 H16B-SGRH-PG29 H16B-SGRH-M32 1个进线孔/Side entry			H16B-SDRH-BO-PG21 H16B-SDRH-BO-PG29 H16B-SDRH-BO-M32 1个进线孔/Side entry																												
H16B-SGRH-2PG21 H16B-SGRH-2PG29 H16B-SGRH-2M32 2个进线孔/Side entry			H16B-SDRH-BO-2PG21 H16B-SDRH-BO-2PG29 H16B-SDRH-BO-2M32 2个进线孔/Side entry																												

Q-12 HK-006/36技术特性 HK-006/36 technical characteristics



规范/Specifications

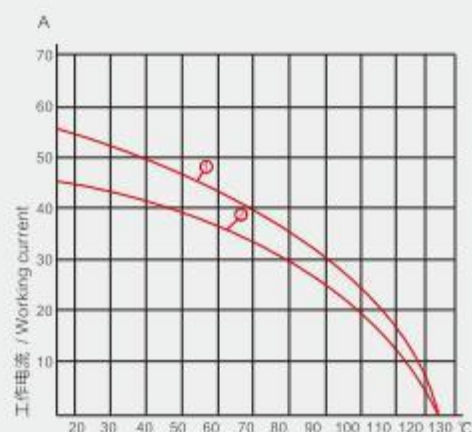
DIN VDE 0110
DIN EN 61984

插接体/Inserts

接插件针数/Number of contacts	6/36+PE
电力区/Power area	
工作电流/Working current	40A
工作电压/Working voltage	690V
额定脉冲电压/Rated impulse voltage	8KV
污染等级/Pollution degree	3
信号区/Signal area	
工作电流/Working current	16A
工作电压/Working voltage	250V
额定脉冲电压/Rated impulse voltage	2.5KV
污染等级/Pollution degree	3
污染等级2/Pollution degree2	10A 250V 4kV 2
按照UL/CSA的额定电压/Working voltage acc.to UL/CSA	600/300V
绝缘电阻/Insulation resistance	$\geq 10^9 \Omega$
材料/Material	PC
工作温度范围/Temperature range	-40℃...+125℃
阻燃等级(UL94)/Flammability acc.to(UL94)	V0
可拔插次数/Mechanical working life(mating cycles)	≥ 500

接插针/Contacts

材料/Material	铜合金/Copper alloy
表面处理/Surface	镀银/Hard silver-plated
接触电阻/Contact resistance	$\leq 0.3m\Omega/3m\Omega$
接线形式/Terminal	冷压压接/Crimp terminal
导线规格/Wire gauge	
mm ²	1.5-6mm ² /0.14-2.5mm ²
AWG	16-10/26-14




环境温度 / Ambient temperature

①导线截面/Wire gauge:6mm²

②导线截面/Wire gauge:4mm²

Q-12 HK Size H16B 6/36 + ⊕


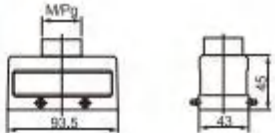

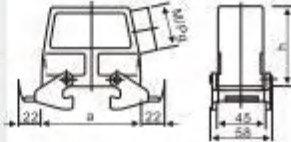
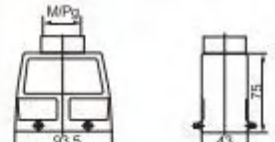

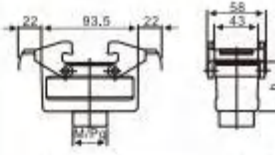

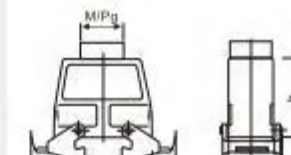

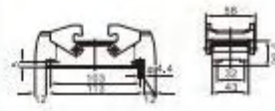

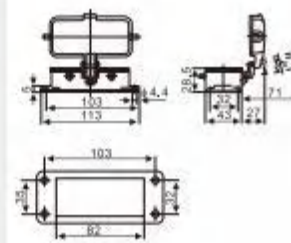

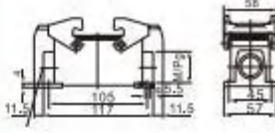

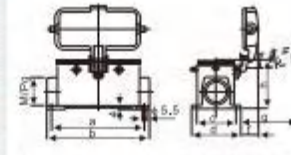


配套外壳 Suit hood/housing


H16B外壳 H16B shell	型号 Type	螺纹 Thread	外形尺寸 Dimensions	H16B外壳 H16B shell	型号 Type	螺纹 Thread	外形尺寸 Dimensions				
<p>外壳上壳：侧面进线 Hood: Side entry</p>	H16B-TS-RO-PG21 H16B-TS-RO-M25 H16B-TS-RO-M32			<p>外壳底座：表面安装 Surface mounted: Side entry</p>	H16B-SGR-LB-PG21 H16B-SGR-LB-M25 H16B-SGR-LB-M32		<table border="1"> <tr><td>低结构/Low construction</td><td>h</td></tr> <tr><td>高结构/High construction</td><td>70</td></tr> </table>	低结构/Low construction	h	高结构/High construction	70
	低结构/Low construction	h									
高结构/High construction	70										
H16B-TSH-RO-PG21 H16B-TSH-RO-PG29 H16B-TSH-RO-M25 H16B-TSH-RO-M32			H16B-SGRH-LB-PG21 H16B-SGRH-LB-PG29 H16B-SGRH-LB-M32		<table border="1"> <tr><td>低结构/Low construction</td><td>h</td></tr> <tr><td>高结构/High construction</td><td>70</td></tr> </table>	低结构/Low construction	h	高结构/High construction	70		
低结构/Low construction	h										
高结构/High construction	70										
<p>外壳上壳：顶部进线 Hood: Top entry</p>	H16B-TG-RO-PG21 H16B-TG-RO-M25 H16B-TG-RO-M32			<p>外壳底座：表面安装 Surface mounted: Side entry</p>	H16B-SDR-LB-PG21 H16B-SDR-LB-M25 H16B-SDR-LB-M32		<table border="1"> <tr><td>低结构/Low construction</td><td>h</td></tr> <tr><td>高结构/High construction</td><td>70</td></tr> </table>	低结构/Low construction	h	高结构/High construction	70
	低结构/Low construction	h									
高结构/High construction	70										
H16B-TGH-RO-PG21 H16B-TGH-RO-PG29 H16B-TGH-RO-M25 H16B-TGH-RO-M32			H16B-SDRH-LB-PG21 H16B-SDRH-LB-PG29 H16B-SDRH-LB-M32		<table border="1"> <tr><td>低结构/Low construction</td><td>h</td></tr> <tr><td>高结构/High construction</td><td>70</td></tr> </table>	低结构/Low construction	h	高结构/High construction	70		
低结构/Low construction	h										
高结构/High construction	70										
<p>电缆对接下壳 Cable-to cable hood</p>	H16B-TBF-LB-PG21 H16B-TBF-LB-M25 H16B-TBF-LB-M32			<p>外壳上壳：侧面进线 Hood: Side entry</p>	H16B-TS-PG21 H16B-TS-M25 H16B-TS-M32						
	H16B-TBFH-LB-PG21 H16B-TBFH-LB-PG29 H16B-TBFH-LB-M25 H16B-TBFH-LB-M32		<table border="1"> <tr><td>低结构/Low construction</td><td>h</td></tr> <tr><td>高结构/High construction</td><td>76</td></tr> </table>		低结构/Low construction	h		高结构/High construction	76	H16B-TSH-PG21 H16B-TSH-PG29 H16B-TSH-M25 H16B-TSH-M32	
低结构/Low construction	h										
高结构/High construction	76										
<p>不带保护盖 Without protection covers H16B-AG-LB 带保护盖 With protection covers H16B-AD-LB</p>											

Q-12 HK Size H16B 6/36 + ⊕

配套外壳 Suit hood/housing

H16B外壳 H16B shell	型号 Type	螺纹 Thread	外形尺寸 Dimensions	H16B外壳 H16B shell	型号 Type	螺纹 Thread	外形尺寸 Dimensions																														
 <p>外壳上壳: 顶部进线 Hood: Top entry</p>	H16B-TG-PG21 H16B-TG-M25 H16B-TG-M32			 <p>侧出带双扣上壳 Side entry housing with 2 levers</p>	H16B-TSB-PG21 H16B-TSB-M25 H16B-TSB-M32		 <table border="1"> <thead> <tr> <th></th> <th>a</th> <th>h</th> </tr> </thead> <tbody> <tr> <td>低结构/Low construction</td> <td>93.5</td> <td>62.5</td> </tr> <tr> <td>高结构/High construction</td> <td>93.5</td> <td>76</td> </tr> </tbody> </table>		a	h	低结构/Low construction	93.5	62.5	高结构/High construction	93.5	76																					
		a	h																																		
低结构/Low construction	93.5	62.5																																			
高结构/High construction	93.5	76																																			
H16B-TGH-PG21 H16B-TGH-PG29 H16B-TGH-M25 H16B-TGH-M32				H16B-TSBH-PG21 H16B-TSBH-PG29 H16B-TSBH-M25 H16B-TSBH-M32																																	
 <p>电缆对接下壳 Cable-to-cable hood</p>	H16B-TBF-PG21 H16B-TBF-M25 H16B-TBF-M32			 <p>顶出带双扣上壳 Top entry housing with 2 levers</p>	H16B-TGB-PG21 H16B-TGB-M25 H16B-TGB-M32		 <table border="1"> <thead> <tr> <th></th> <th>a</th> <th>h</th> </tr> </thead> <tbody> <tr> <td>低结构/Low construction</td> <td>93.5</td> <td>45</td> </tr> <tr> <td>高结构/High construction</td> <td>93.5</td> <td>76</td> </tr> </tbody> </table>		a	h	低结构/Low construction	93.5	45	高结构/High construction	93.5	76																					
		a	h																																		
低结构/Low construction	93.5	45																																			
高结构/High construction	93.5	76																																			
H16B-TBFH-PG21 H16B-TBFH-PG29 H16B-TBFH-M25 H16B-TBFH-M32		<table border="1"> <thead> <tr> <th></th> <th>h</th> </tr> </thead> <tbody> <tr> <td>低结构/Low construction</td> <td>48</td> </tr> <tr> <td>高结构/High construction</td> <td>72</td> </tr> </tbody> </table>		h	低结构/Low construction	48	高结构/High construction	72		H16B-TGBH-PG21 H16B-TGBH-PG29 H16B-TGBH-M25 H16B-TGBH-M32																											
	h																																				
低结构/Low construction	48																																				
高结构/High construction	72																																				
 <p>外壳底座: 开孔安装 Bulkhead mounted</p>	H16B-AG			 <p>4耳带盖开孔底座 Bulkhead mounted with 2 bolts</p>	H16B-AD-BO																																
 <p>外壳底座: 表面安装 Surface mounted: Side entry</p>	H16B-SGR-PG21 H16B-SGR-M25 H16B-SGR-M32		 <table border="1"> <thead> <tr> <th></th> <th>h</th> </tr> </thead> <tbody> <tr> <td>低结构/Low construction</td> <td>56</td> </tr> <tr> <td>高结构/High construction</td> <td>70</td> </tr> </tbody> </table>		h	低结构/Low construction	56	高结构/High construction	70	 <p>4耳带盖表面安装底座 Surface mounting with 2 bolts</p>	H16B-SDR-BO-PG21 H16B-SDR-BO-M25 H16B-SDR-BO-M32		 <table border="1"> <thead> <tr> <th></th> <th>a</th> <th>b</th> <th>c</th> <th>d</th> <th>f</th> <th>g</th> <th>h</th> </tr> </thead> <tbody> <tr> <td>低结构</td> <td>105</td> <td>117</td> <td>45</td> <td>57</td> <td>20</td> <td>65</td> <td>56</td> </tr> <tr> <td>高结构</td> <td>105</td> <td>117</td> <td>45</td> <td>57</td> <td>20</td> <td>65</td> <td>70</td> </tr> </tbody> </table>		a	b	c	d	f	g	h	低结构	105	117	45	57	20	65	56	高结构	105	117	45	57	20	65	70
		h																																			
低结构/Low construction	56																																				
高结构/High construction	70																																				
	a	b	c	d	f	g	h																														
低结构	105	117	45	57	20	65	56																														
高结构	105	117	45	57	20	65	70																														
H16B-SGR-2PG21 H16B-SGR-2M25 H16B-SGR-2M32		<p>1个进线孔/Side entry</p>		H16B-SDR-BO-2PG21 H16B-SDR-BO-2M25 H16B-SDR-BO-2M32		<p>1个进线孔/Side entry</p>																															
H16B-SGRH-PG21 H16B-SGRH-PG29 H16B-SGRH-M32		<p>2个进线孔/Side entry</p>		H16B-SDRH-BO-PG21 H16B-SDRH-BO-PG29 H16B-SDRH-BO-M32		<p>2个进线孔/Side entry</p>																															
H16B-SGRH-2PG21 H16B-SGRH-2PG29 H16B-SGRH-2M32		<p>高结构/High construction</p> <p>1个进线孔/Side entry</p> <p>2个进线孔/Side entry</p>		H16B-SDRH-BO-2PG21 H16B-SDRH-BO-2PG29 H16B-SDRH-BO-2M32		<p>高结构/High construction</p> <p>1个进线孔/Side entry</p> <p>2个进线孔/Side entry</p>																															

Q-13 HK-012/2技术特性 HK-012/2 technical characteristics



规范/Specifications

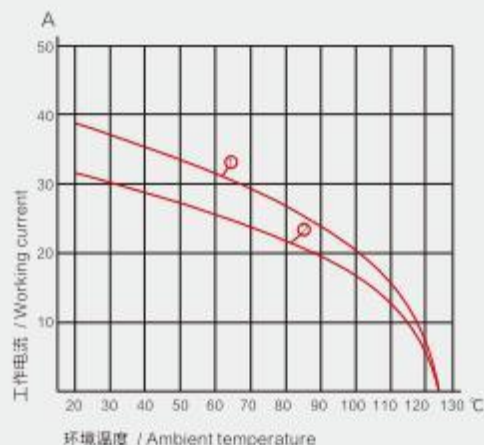
DIN VDE 0627
DIN VDE 0110
DIN EN 61984

插接体/Inserts

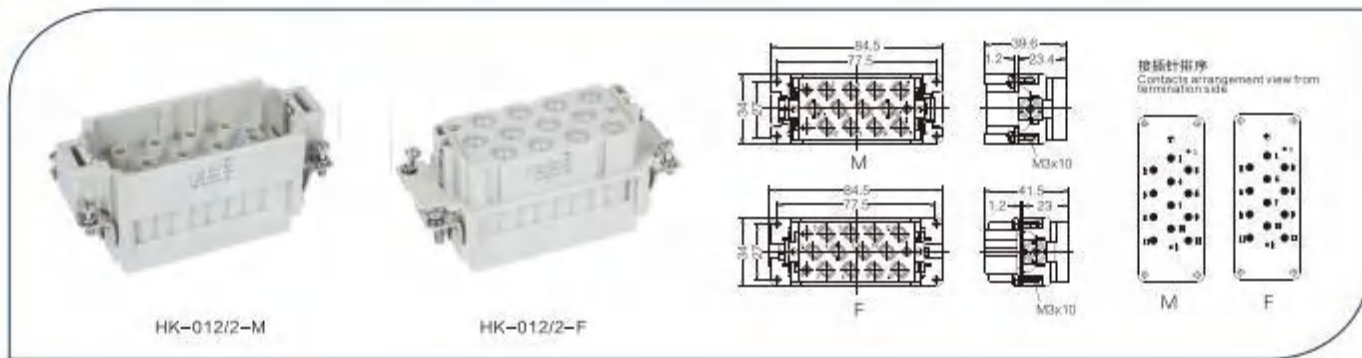
接插件针数/Number of contacts	12/2+PE
电力区/Power area	
工作电流/Working current	40A
工作电压/Working voltage	690V
额定脉冲电压/Rated impulse voltage	8KV
污染等级/Pollution degree	3
信号区/Signal area	
工作电流/Working current	16A
工作电压/Working voltage	250V
额定脉冲电压/Rated impulse voltage	2.5KV
污染等级/Pollution degree	3
按照UL/CSA的额定电压/Working voltage acc.to UL/CSA	600/300V
绝缘电阻/Insulation resistance	$\geq 10^9 \Omega$
材料/Material	PC
工作温度范围/Temperature range	-40°C...+125°C
阻燃等级(UL94)/Flammability acc.to(U)94	V0
可拔插次数/Mechanical working life(mating cycles)	≥ 500

接插针/Contacts

材料/Material	铜合金/Copper alloy
表面处理/Surface	镀银/Hard silver-plated
接触电阻/Contact resistance	$\leq 0.3m\Omega/3m\Omega$
接线形式/Terminal	冷压压接/Crimp terminal
导线规格/Wire gauge	
mm ²	1.5-6mm ² /0.14-2.5mm ²
AWG	16-10/26-14



Q-13 HK Size H16B 12/2 + ⊕


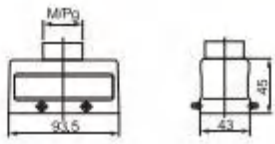

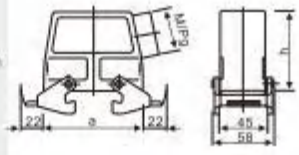
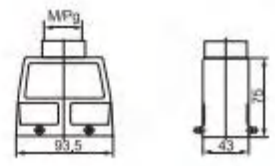

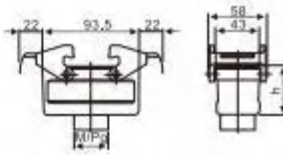

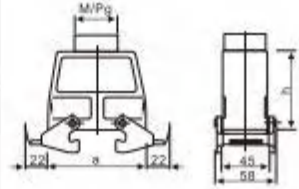
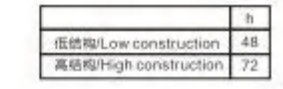

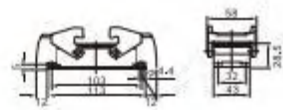

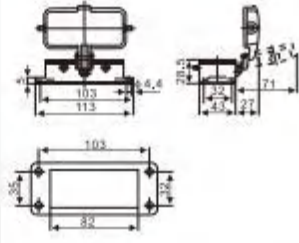

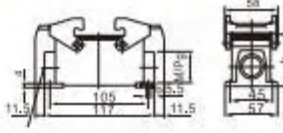

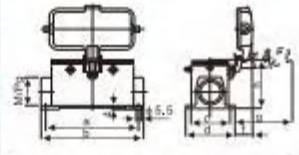



配套外壳 Suit hood/housing

H16B外壳 H16B shell	型号 Type	螺纹 Thread	外形尺寸 Dimensions	H16B外壳 H16B shell	型号 Type	螺纹 Thread	外形尺寸 Dimensions				
<p>外壳上壳: 侧面进线 Hood: Side entry</p>	H16B-TS-RO-PG21 H16B-TS-RO-M25 H16B-TS-RO-M32		<p>高结构/High construction</p>	<p>外壳底座: 表面安装 Surface mounted: Side entry</p>	H16B-SGR-LB-PG21 H16B-SGR-LB-M25 H16B-SGR-LB-M32		<p>1个进线孔/Side entry</p>				
	H16B-TSH-RO-PG21 H16B-TSH-RO-PG29 H16B-TSH-RO-M25 H16B-TSH-RO-M32		<p>高结构/High construction</p>		H16B-SGR-LB-2PG21 H16B-SGR-LB-2M25 H16B-SGR-LB-2M32		<p>2个进线孔/Side entry</p>				
			<table border="1"> <tr><td>低结构/Low construction</td><td>56</td></tr> <tr><td>高结构/High construction</td><td>70</td></tr> </table>	低结构/Low construction	56	高结构/High construction	70				
低结构/Low construction	56										
高结构/High construction	70										
<p>外壳上壳: 顶部进线 Hood: Top entry</p>	H16B-TG-RO-PG21 H16B-TG-RO-M25 H16B-TG-RO-M32		<p>高结构/High construction</p>	<p>外壳底座: 表面安装 Surface mounted: Side entry</p>	H16B-SDR-LB-PG21 H16B-SDR-LB-M25 H16B-SDR-LB-M32		<p>1个进线孔/Side entry</p>				
	H16B-TGH-RO-PG21 H16B-TGH-RO-PG29 H16B-TGH-RO-M25 H16B-TGH-RO-M32		<p>高结构/High construction</p>		H16B-SDR-LB-2PG21 H16B-SDR-LB-2M25 H16B-SDR-LB-2M32		<p>2个进线孔/Side entry</p>				
			<table border="1"> <tr><td>低结构/Low construction</td><td>56</td></tr> <tr><td>高结构/High construction</td><td>70</td></tr> </table>	低结构/Low construction	56	高结构/High construction	70				
低结构/Low construction	56										
高结构/High construction	70										
<p>电缆对接下壳 Cable-to-cable hood</p>	H16B-TBF-LB-PG21 H16B-TBF-LB-M25 H16B-TBF-LB-M32		<p>高结构/High construction</p>	<p>外壳上壳: 侧面进线 Hood: Side entry</p>	H16B-TS-PG21 H16B-TS-M25 H16B-TS-M32		<p>高结构/High construction</p>				
	H16B-TBFH-LB-PG21 H16B-TBFH-LB-PG29 H16B-TBFH-LB-M25 H16B-TBFH-LB-M32		<p>低结构/Low construction</p>		H16B-TSH-PG21 H16B-TSH-PG29 H16B-TSH-M25 H16B-TSH-M32		<p>高结构/High construction</p>				
			<table border="1"> <tr><td>低结构/Low construction</td><td>45</td></tr> <tr><td>高结构/High construction</td><td>76</td></tr> </table>	低结构/Low construction	45	高结构/High construction	76				
低结构/Low construction	45										
高结构/High construction	76										
<p>外壳底座: 开孔安装 Bulkhead mounted</p>	H16B-AG-LB H16B-AD-LB		<p>不带保护盖 Without protection covers</p>								
			<p>带保护盖 With protection covers</p>								

Q-13 HK Size H16B 12/2 + ⊕

配套外壳 Suit hood/housing

H16B外壳 H16B shell	型号 Type	螺纹 Thread	外形尺寸 Dimensions	H16B外壳 H16B shell	型号 Type	螺纹 Thread	外形尺寸 Dimensions																								
 <p>外壳上壳：顶部进线 Hood: Top entry</p>	H16B-TG-PG21 H16B-TG-M25 H16B-TG-M32			 <p>侧出带双扣上壳 Side entry housing with 2 levers</p>	H16B-TSB-PG21 H16B-TSB-M25 H16B-TSB-M32																										
	H16B-TGH-PG21 H16B-TGH-PG29 H16B-TGH-M25 H16B-TGH-M32				H16B-TSBH-PG21 H16B-TSBH-PG29 H16B-TSBH-M25 H16B-TSBH-M32																										
	高结构/High construction			高结构/High construction			<table border="1"> <tr> <td>低结构/Low construction</td> <td>a</td> <td>h</td> </tr> <tr> <td>高结构/High construction</td> <td>93.5</td> <td>76</td> </tr> </table>	低结构/Low construction	a	h	高结构/High construction	93.5	76																		
低结构/Low construction	a	h																													
高结构/High construction	93.5	76																													
	低结构/Low construction			低结构/Low construction			<table border="1"> <tr> <td>低结构/Low construction</td> <td>a</td> <td>h</td> </tr> <tr> <td>高结构/High construction</td> <td>93.5</td> <td>62.5</td> </tr> </table>	低结构/Low construction	a	h	高结构/High construction	93.5	62.5																		
低结构/Low construction	a	h																													
高结构/High construction	93.5	62.5																													
 <p>电缆对线下壳 Cable-to-cable hood</p>	H16B-TBF-PG21 H16B-TBF-M25 H16B-TBF-M32			 <p>顶出带双扣上壳 Top entry housing with 2 levers</p>	H16B-TGB-PG21 H16B-TGB-M25 H16B-TGB-M32																										
	H16B-TBFH-PG21 H16B-TBFH-PG29 H16B-TBFH-M25 H16B-TBFH-M32				H16B-TGBH-PG21 H16B-TGBH-PG29 H16B-TGBH-M25 H16B-TGBH-M32																										
	高结构/High construction			高结构/High construction			<table border="1"> <tr> <td>低结构/Low construction</td> <td>a</td> <td>h</td> </tr> <tr> <td>高结构/High construction</td> <td>93.5</td> <td>76</td> </tr> </table>	低结构/Low construction	a	h	高结构/High construction	93.5	76																		
低结构/Low construction	a	h																													
高结构/High construction	93.5	76																													
	低结构/Low construction			低结构/Low construction			<table border="1"> <tr> <td>低结构/Low construction</td> <td>a</td> <td>h</td> </tr> <tr> <td>高结构/High construction</td> <td>93.5</td> <td>48</td> </tr> </table>	低结构/Low construction	a	h	高结构/High construction	93.5	48																		
低结构/Low construction	a	h																													
高结构/High construction	93.5	48																													
 <p>外壳底座：开孔安装 Bulkhead mounted</p>	H16B-AG			 <p>4耳带盖开孔底座 Bulkhead mounted with 2 bolts</p>	H16B-AD-BO																										
 <p>外壳底座：表面安装 Surface mounted: Side entry</p>	H16B-SGR-PG21 H16B-SGR-M25 H16B-SGR-M32 1个进线孔/Side entry			 <p>4耳带盖表面安装底座 Surface mounting with 2 bolts</p>	H16B-SDR-BO-PG21 H16B-SDR-BO-M25 H16B-SDR-BO-M32 1个进线孔/Side entry																										
	H16B-SGR-2PG21 H16B-SGR-2M25 H16B-SGR-2M32 2个进线孔/Side entry				H16B-SDR-BO-2PG21 H16B-SDR-BO-2M25 H16B-SDR-BO-2M32 2个进线孔/Side entry																										
	高结构/High construction			高结构/High construction			<table border="1"> <tr> <td>低结构/Low construction</td> <td>a</td> <td>b</td> <td>c</td> <td>d</td> <td>f</td> <td>g</td> <td>h</td> </tr> <tr> <td>低结构/Low construction</td> <td>105</td> <td>117</td> <td>45</td> <td>57</td> <td>20</td> <td>65</td> <td>56</td> </tr> <tr> <td>高结构/High construction</td> <td>105</td> <td>117</td> <td>45</td> <td>57</td> <td>20</td> <td>68</td> <td>70</td> </tr> </table>	低结构/Low construction	a	b	c	d	f	g	h	低结构/Low construction	105	117	45	57	20	65	56	高结构/High construction	105	117	45	57	20	68	70
低结构/Low construction	a	b	c	d	f	g	h																								
低结构/Low construction	105	117	45	57	20	65	56																								
高结构/High construction	105	117	45	57	20	68	70																								
	低结构/Low construction			低结构/Low construction			<table border="1"> <tr> <td>低结构/Low construction</td> <td>a</td> <td>b</td> <td>c</td> <td>d</td> <td>f</td> <td>g</td> <td>h</td> </tr> <tr> <td>高结构/High construction</td> <td>56</td> <td>70</td> <td></td> <td></td> <td></td> <td></td> <td></td> </tr> </table>	低结构/Low construction	a	b	c	d	f	g	h	高结构/High construction	56	70													
低结构/Low construction	a	b	c	d	f	g	h																								
高结构/High construction	56	70																													
	高结构/High construction			高结构/High construction			<table border="1"> <tr> <td>低结构/Low construction</td> <td>a</td> <td>b</td> <td>c</td> <td>d</td> <td>f</td> <td>g</td> <td>h</td> </tr> <tr> <td>高结构/High construction</td> <td>70</td> <td></td> <td></td> <td></td> <td></td> <td></td> <td></td> </tr> </table>	低结构/Low construction	a	b	c	d	f	g	h	高结构/High construction	70														
低结构/Low construction	a	b	c	d	f	g	h																								
高结构/High construction	70																														

Q-14 HK-006/6技术特性 HK-006/6 technical characteristics



规范/Specifications

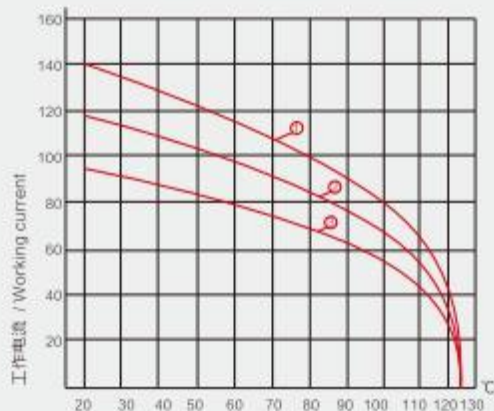
DIN VDE 0110
DIN EN 61984

插接体/Inserts

接插件针数/Number of contacts	6/6+PE
电力区/Power area	
工作电流/Working current	100A
工作电压/Working voltage	690V
额定脉冲耐受电压/Rated impulse voltage	8KV
污染等级/Pollution degree	3
污染等级2/Pollution degree2	100A 1000V 8KV 2
信号区/Signal area	
工作电压/Working voltage	16A
工作电流/Working current	230/400V
额定脉冲耐受电压/Rated impulse voltage	4KV
污染等级/Pollution degree	3
按照UL/CSA的额定电压/Working voltage acc.to UL/CSA	600/300V
绝缘电阻/Insulation resistance	$\geq 10^9 \Omega$
材料/Material	PC
工作湿度范围/Temperature range	-40°C...+125°C
阻燃等级(UL94)/Flammability acc.to(UL94)	V0
可拨插次数/Mechanical working life(mating cycles)	≥ 500

接插针/Contacts

功率区/Power contacts									
材料/Material	铜合金/Copper alloy								
表面处理/Surface	镀银/Hard silver-plated								
接触电阻/Contact resistance	$\leq 0.5m \Omega / 3m \Omega$								
接线形式/Terminal	螺钉压接/Screw terminal								
导线规格/Wire gauge	16-35mm ²								
AWG	5-2								
拧紧力矩/Tightening torque	<table border="1"> <tr> <td>mm²</td> <td>16</td> <td>25</td> <td>35</td> </tr> <tr> <td>N.m</td> <td>6</td> <td>7</td> <td>8</td> </tr> </table>	mm ²	16	25	35	N.m	6	7	8
mm ²	16	25	35						
N.m	6	7	8						
信号区/Signal contacts									
材料/Material	铜合金/Copper alloy								
表面处理/Surface	镀银/Hard silver-plated								
接触电阻/Contact resistance	$\leq 3m \Omega$								
接线形式/Terminal	螺钉压接/Screw terminal								
导线规格/Wire gauge	0.2-0.5mm ²								
	AWG 24-14								
拧紧力矩/Tightening torque	0.8 N.m								



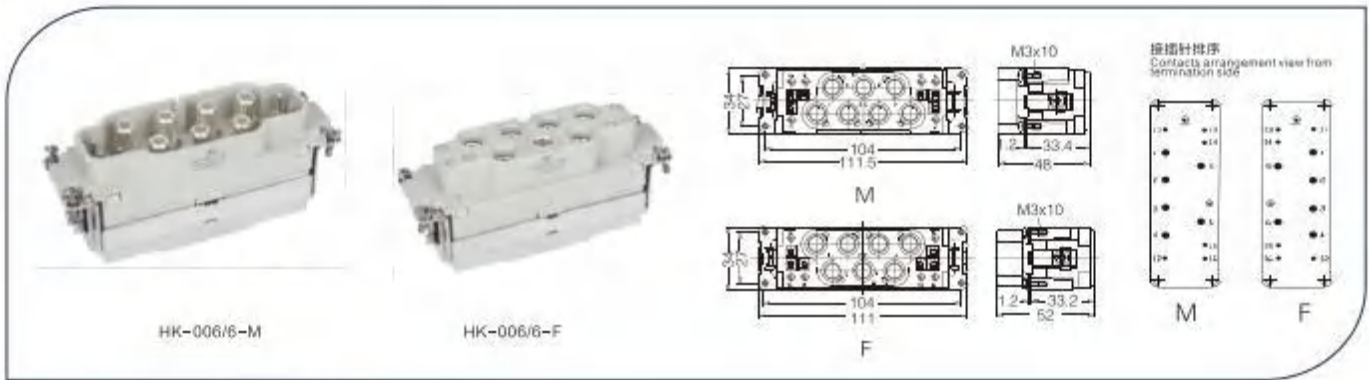
环境温度 / Ambient temperature

①导线截面/Wire gauge:35mm²




②导线截面/Wire gauge:25mm²


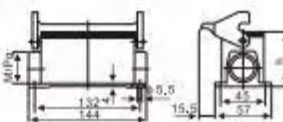


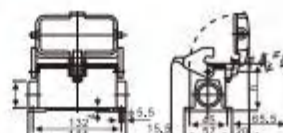


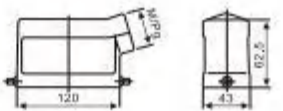
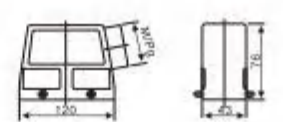
③导线截面/Wire gauge:16mm²

Q-14 HK Size H24B 6/6 + ⊕




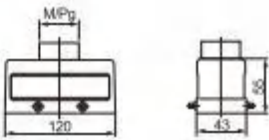

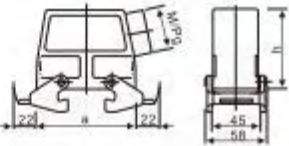
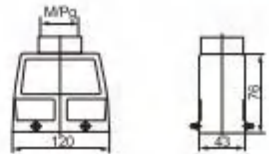

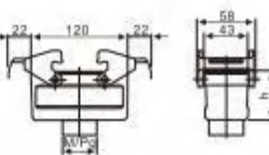

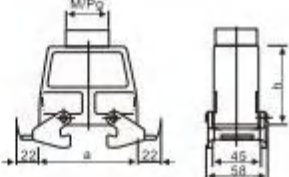

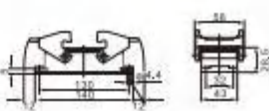

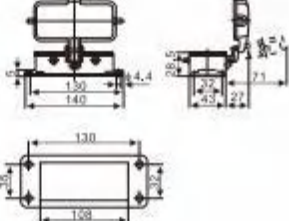

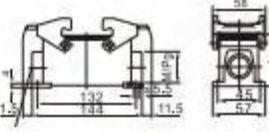

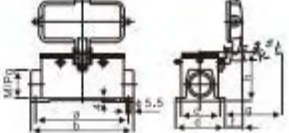
配套外壳 Suit hood/housing

H24B外壳 H24B shell	型号 Type	螺纹 Thread	外形尺寸 Dimensions					
 <p>外壳上壳: 侧面进线 Hood: Side entry</p>	H24B-TS-RO-PG21 H24B-TS-RO-M25 H24B-TS-RO-M32							
	H24B-TSH-RO-PG21 H24B-TSH-RO-PG29 H24B-TSH-RO-M25 H24B-TSH-RO-M32							
 <p>外壳上壳: 顶部进线 Hood: Top entry</p>	H24B-TG-RO-PG21 H24B-TG-RO-M25 H24B-TG-RO-M32							
	H24B-TGH-RO-PG21 H24B-TGH-RO-PG29 H24B-TGH-RO-M25 H24B-TGH-RO-M32							
 <p>电缆对接下壳 Cable-to cable hood</p>	H24B-TBF-LB-PG21 H24B-TBF-LB-M25 H24B-TBF-LB-M32							
	H24B-TBFH-LB-PG21 H24B-TBFH-LB-PG29 H24B-TBFH-LB-M25 H24B-TBFH-LB-M32		<table border="1"> <tr><td>低结构/Low construction</td><td>h</td></tr> <tr><td>高结构/High construction</td><td>56</td></tr> <tr><td>高结构/High construction</td><td>76</td></tr> </table>	低结构/Low construction	h	高结构/High construction	56	高结构/High construction
低结构/Low construction	h							
高结构/High construction	56							
高结构/High construction	76							
 <p>外壳底座: 开孔安装 Bulkhead mounted</p>	不带保护盖 Without protection covers H24B-AG-LB 带保护盖 With protection covers H24B-AD-LB							


H24B外壳 H24B shell	型号 Type	螺纹 Thread	外形尺寸 Dimensions					
 <p>外壳底座: 表面安装 Surface mounted: Side entry</p>	H24B-SGR-LB-PG21 H24B-SGR-LB-M25 H24B-SGR-LB-M32							
	H24B-SGR-LB-2PG21 H24B-SGR-LB-2M25 H24B-SGR-LB-2M32		 <table border="1"> <tr><td>低结构/Low construction</td><td>h</td></tr> <tr><td>高结构/High construction</td><td>56</td></tr> <tr><td>高结构/High construction</td><td>70</td></tr> </table>	低结构/Low construction	h	高结构/High construction	56	高结构/High construction
低结构/Low construction	h							
高结构/High construction	56							
高结构/High construction	70							
 <p>外壳底座: 表面安装 Surface mounted: Side entry</p>	H24B-SDR-LB-PG21 H24B-SDR-LB-M25 H24B-SDR-LB-M32							
	H24B-SDR-LB-2PG21 H24B-SDR-LB-2M25 H24B-SDR-LB-2M32		 <table border="1"> <tr><td>低结构/Low construction</td><td>h</td></tr> <tr><td>高结构/High construction</td><td>56</td></tr> <tr><td>高结构/High construction</td><td>70</td></tr> </table>	低结构/Low construction	h	高结构/High construction	56	高结构/High construction
低结构/Low construction	h							
高结构/High construction	56							
高结构/High construction	70							
 <p>外壳上壳: 侧面进线 Hood: Side entry</p>	H24B-TS-PG21 H24B-TS-M25 H24B-TS-M32							
	H24B-TSH-PG21 H24B-TSH-PG29 H24B-TSH-M25 H24B-TSH-M32							

Q-14 HK Size H24B 6/6 + ⊕

配套外壳 Suit hood/housing

H24B外壳 H24B shell	型号 Type	螺纹 Thread	外形尺寸 Dimensions	H24B外壳 H24B shell	型号 Type	螺纹 Thread	外形尺寸 Dimensions																												
 <p>外壳上壳: 顶部进线 Hood: Top entry</p>	H24B-TG-PG21 H24B-TG-M25 H24B-TG-M32			 <p>侧出带双扣上壳 Side entry housing with 2 levers</p>	H24B-TSB-PG21 H24B-TSB-M25 H24B-TSB-M32																														
	H24B-TGH-PG21 H24B-TGH-PG29 H24B-TGH-M25 H24B-TGH-M32				H24B-TSBH-PG21 H24B-TSBH-PG29 H24B-TSBH-M25 H24B-TSBH-M32		<table border="1"> <thead> <tr> <th></th> <th>a</th> <th>h</th> </tr> </thead> <tbody> <tr> <td>低结构/Low construction</td> <td>120</td> <td>62.5</td> </tr> <tr> <td>高结构/High construction</td> <td>120</td> <td>76</td> </tr> </tbody> </table>		a	h	低结构/Low construction	120	62.5	高结构/High construction	120	76																			
	a	h																																	
低结构/Low construction	120	62.5																																	
高结构/High construction	120	76																																	
 <p>电缆对接下壳 Cable-to cable hood</p>	H24B-TBF-PG21 H24B-TBF-M25 H24B-TBF-M32			 <p>顶出带双扣上壳 Top entry housing with 2 levers</p>	H24B-TGB-PG21 H24B-TGB-M25 H24B-TGB-M32																														
	H24B-TBFH-PG21 H24B-TBFH-PG29 H24B-TBFH-M25 H24B-TBFH-M32		<table border="1"> <thead> <tr> <th></th> <th>h</th> </tr> </thead> <tbody> <tr> <td>低结构/Low construction</td> <td>55</td> </tr> <tr> <td>高结构/High construction</td> <td>78</td> </tr> </tbody> </table>			h	低结构/Low construction	55	高结构/High construction	78	H24B-TGBH-PG21 H24B-TGBH-PG29 H24B-TGBH-M25 H24B-TGBH-M32		<table border="1"> <thead> <tr> <th></th> <th>a</th> <th>h</th> </tr> </thead> <tbody> <tr> <td>低结构/Low construction</td> <td>120</td> <td>55</td> </tr> <tr> <td>高结构/High construction</td> <td>120</td> <td>78</td> </tr> </tbody> </table>		a	h	低结构/Low construction	120	55	高结构/High construction	120	78													
	h																																		
低结构/Low construction	55																																		
高结构/High construction	78																																		
	a	h																																	
低结构/Low construction	120	55																																	
高结构/High construction	120	78																																	
 <p>外壳底座: 开孔安装 Bulkhead mounted</p>	H24B-AG			 <p>4耳带盖开孔底座 Bulkhead mounted with 2 bolts</p>	H24B-AD-BO																														
 <p>外壳底座: 表面安装 Surface mounted; Side entry</p>	H24B-SGR-PG21 H24B-SGR-M25 H24B-SGR-M32			 <p>4耳带盖表面安装底座 Surface mounting with 2 bolts</p>	H24B-SDR-BO-PG21 H24B-SDR-BO-M25 H24B-SDR-BO-M32																														
	H24B-SGR-2PG21 H24B-SGR-2M25 H24B-SGR-2M32				<table border="1"> <thead> <tr> <th></th> <th>h</th> </tr> </thead> <tbody> <tr> <td>低结构/Low construction</td> <td>56</td> </tr> <tr> <td>高结构/High construction</td> <td>70</td> </tr> </tbody> </table>			h	低结构/Low construction	56	高结构/High construction	70	H24B-SDR-BO-2PG21 H24B-SDR-BO-2M25 H24B-SDR-BO-2M32		<table border="1"> <thead> <tr> <th></th> <th>a</th> <th>b</th> <th>c</th> <th>d</th> <th>f</th> <th>g</th> <th>h</th> </tr> </thead> <tbody> <tr> <td>低结构</td> <td>132</td> <td>144</td> <td>45</td> <td>57</td> <td>20</td> <td>65</td> <td>56</td> </tr> <tr> <td>高结构</td> <td>132</td> <td>144</td> <td>45</td> <td>57</td> <td>20</td> <td>65</td> <td>70</td> </tr> </tbody> </table>		a	b	c	d	f	g	h	低结构	132	144	45	57	20	65	56	高结构	132	144	45
	h																																		
低结构/Low construction	56																																		
高结构/High construction	70																																		
	a	b	c	d	f	g	h																												
低结构	132	144	45	57	20	65	56																												
高结构	132	144	45	57	20	65	70																												
H24B-SGRH-PG21 H24B-SGRH-PG29 H24B-SGRH-M32				H24B-SDRH-BO-PG21 H24B-SDRH-BO-PG29 H24B-SDRH-BO-M32																															
H24B-SGRH-2PG21 H24B-SGRH-2PG29 H24B-SGRH-2M32				H24B-SDRH-BO-2PG21 H24B-SDRH-BO-2PG29 H24B-SDRH-BO-2M32																															

Q-15 HEAV技术特性 HEAV technical characteristics



规范/Specifications

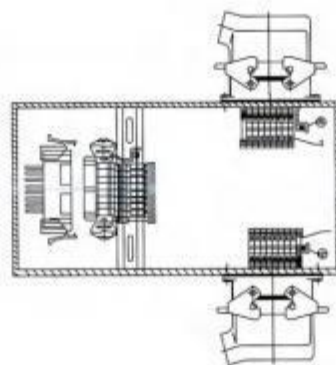
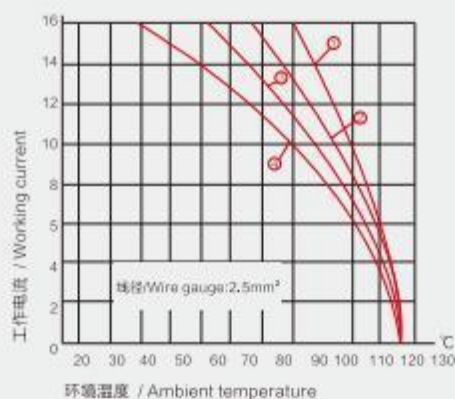
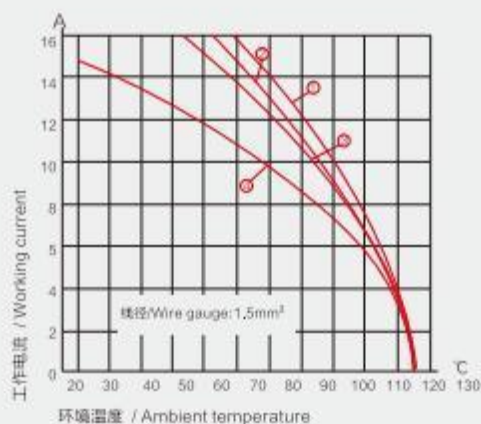
DIN VDE 0110
DIN EN 61984

插接体/Inserts

接插件针数/Number of contacts	6,10,16,24+PE
工作电流/Working current	16A
工作电压/Working voltage	500V
额定脉冲耐受电压/Rated impulse voltage	6KV
污染等级/Pollution degree	3
污染等级2/Pollution degree2	16A 400/690V 6KV 2
按照UL/CSA的额定电压/Working voltage acc.to UL/CSA	600V
绝缘电阻/Insulation resistance	$\geq 10^9 \Omega$
材料/Material	PC
工作湿度范围/Temperature range	-40°C...+125°C
阻燃等级(UL94)/Flammability acc.to(UL94)	V0
可拔插次数/Mechanical working life(mating cycles)	≥ 500

接插针/Contacts

材料/Material	铜合金/Copper alloy
表面处理/Surface	镀银/Hard silver-plated
一接合侧/Mating side	镀银/Hard silver-plated
一接线侧/Termination side	镀银/Hard silver-plated
接触电阻/Contact resistance	$\leq 4m\Omega$
接线形式/Terminal	螺栓连接/Screw terminal
mm ²	0.5-2.5mm ²
AWG	24-14
一拧紧力矩/Tightening torque	0.5Nm



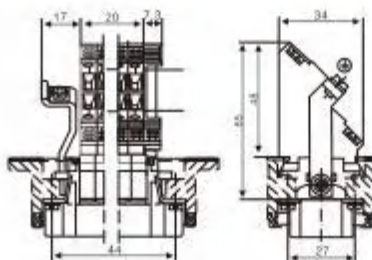
Q-15 HEAV Size H6B 6 + ⊕



HEAV-006-M
HEAV-006-F



HEAV-006-MS
HEAV-006-FS



配套外壳 Suit hood/housing

H6B外壳 H6B shell	型号 Type	螺纹 Thread	外形尺寸 Dimensions	H6B外壳 H6BA shell	型号 Type	螺纹 Thread	外形尺寸 Dimensions
	H6B-TS-RO-PG13.5 H6B-TS-RO-PG16 H6B-TS-RO-M20 H6B-TS-RO-M25				不带保护盖 Without protection covers H6B-AG-LB 带保护盖 With protection covers H6B-AD-LB		
	高结构/High construction						
	H6B-TSH-RO-PG21 H6B-TSH-RO-PG29 H6B-TSH-RO-M25 H6B-TSH-RO-M32						
	高结构/High construction						
外壳上壳: 侧面进线 Hood: Side entry				外壳底座: 开孔安装 Bulkhead mounted			
	H6B-TG-RO-PG13.5 H6B-TG-RO-PG16 H6B-TG-RO-M20 H6B-TG-RO-M25				H6B-SGR-LB-PG13.5 H6B-SGR-LB-PG16 H6B-SGR-LB-M20 H6B-SGR-LB-M25		
	高结构/High construction				1个进线孔/Side entry H6B-SGR-LB-2PG13.5 H6B-SGR-LB-2PG16 H6B-SGR-LB-2M20 H6B-SGR-LB-2M25		
	H6B-TGH-RO-PG21 H6B-TGH-RO-PG29 H6B-TGH-RO-M25 H6B-TGH-RO-M32				高结构/High construction H6B-SGRH-LB-PG21 H6B-SGRH-LB-PG29 H6B-SGRH-LB-M32		
	高结构/High construction				1个进线孔/Side entry H6B-SGRH-LB-2PG21 H6B-SGRH-LB-2PG29 H6B-SGRH-LB-2M32		
外壳上壳: 顶部进线 Hood: Top entry				外壳底座: 表面安装 Surface mounted: Side entry			
	H6B-TBF-LB-PG13.5 H6B-TBF-LB-PG16 H6B-TBF-LB-M20 H6B-TBF-LB-M25				H6B-SDR-LB-PG13.5 H6B-SDR-LB-PG16 H6B-SDR-LB-M20 H6B-SDR-LB-M25		
	高结构/High construction				1个进线孔/Side entry H6B-SDR-LB-2PG13.5 H6B-SDR-LB-2PG16 H6B-SDR-LB-2M20 H6B-SDR-LB-2M25		
电缆对接下壳 Cable-to-cable hood	H6B-TBFH-LB-PG21 H6B-TBFH-LB-PG29 H6B-TBFH-LB-M25 H6B-TBFH-LB-M32				高结构/High construction H6B-SDRH-LB-PG21 H6B-SDRH-LB-PG29 H6B-SDRH-LB-M32		
高结构/High construction			1个进线孔/Side entry H6B-SDRH-LB-2PG21 H6B-SDRH-LB-2PG29 H6B-SDRH-LB-2M32				
上壳保护盖 Protection covers to hoods	H6B-KDT			外壳底座: 表面安装 Surface mounted: Side entry			

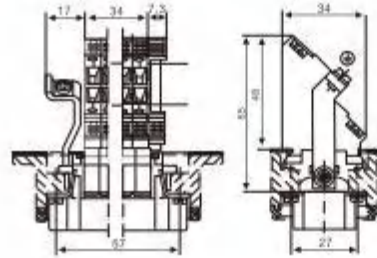
Q-15 HEAV Size H10B 10 + ⊕



HEAV-010-M
HEAV-010-F



HEAV-010-MS
HEAV-010-FS




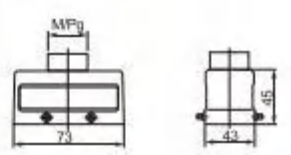

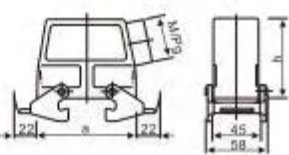
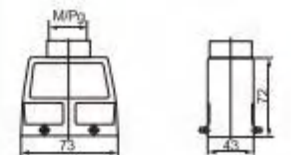

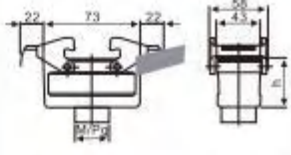

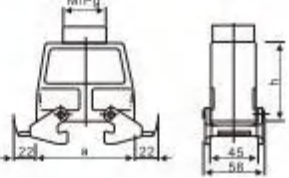


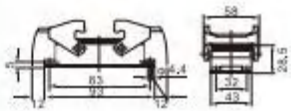

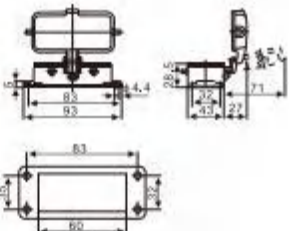

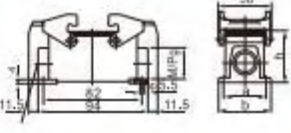

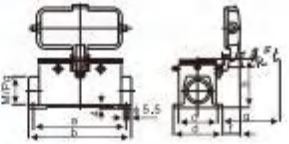
配套外壳 Suit hood/housing

H10B外壳 H10B shell	型号 Type	螺纹 Thread	外形尺寸 Dimensions
<p>外壳上壳: 侧面进线 Hood: Side entry</p>	H10B-TS-RO-PG16 H10B-TS-RO-M20 H10B-TS-RO-M25		
	高结构/High construction		
<p>外壳上壳: 顶部进线 Hood: Top entry</p>	H10B-TG-RO-PG16 H10B-TG-RO-M20 H10B-TG-RO-M25		
	高结构/High construction		
<p>电缆对接下壳 Cable-to cable hood</p>	H10B-TBF-LB-PG16 H10B-TBF-LB-M20 H10B-TBF-LB-M25		
	高结构/High construction		
<p>外壳底座: 开孔安装 Bulbhead mounted</p>	H10B-TSH-PG21 H10B-TSH-PG29 H10B-TSH-M25 H10B-TSH-M32		
	不带保护盖 Without protection covers H10B-AG-LB 带保护盖 With protection covers H10B-AD-LB		


H10B外壳 H10B shell	型号 Type	螺纹 Thread	外形尺寸 Dimensions												
<p>外壳底座: 表面安装 Surface mounted: Side entry</p>	H10B-SGR-LB-PG16 H10B-SGR-LB-M20 H10B-SGR-LB-M25														
	1个进线孔/Side entry														
<p>外壳底座: 表面安装 Surface mounted: Side entry</p>	H10B-SGR-LB-2PG16 H10B-SGR-LB-2M20 H10B-SGR-LB-2M25														
	2个进线孔/Side entry														
<p>外壳底座: 表面安装 Surface mounted: Side entry</p>	H10B-SGRH-LB-PG21 H10B-SGRH-LB-PG29 H10B-SGRH-LB-M25		<table border="1"> <thead> <tr> <th></th> <th>a</th> <th>b</th> <th>h</th> </tr> </thead> <tbody> <tr> <td>低结构</td> <td>40</td> <td>52</td> <td>54</td> </tr> <tr> <td>高结构</td> <td>45</td> <td>57</td> <td>74</td> </tr> </tbody> </table>		a	b	h	低结构	40	52	54	高结构	45	57	74
		a		b	h										
低结构	40	52	54												
高结构	45	57	74												
1个进线孔/Side entry															
<p>外壳底座: 表面安装 Surface mounted: Side entry</p>	H10B-SGRH-LB-2PG21 H10B-SGRH-LB-2PG29 H10B-SGRH-LB-2M25														
	2个进线孔/Side entry														
<p>外壳底座: 表面安装 Surface mounted: Side entry</p>	H10B-SDR-LB-PG16 H10B-SDR-LB-M20 H10B-SDR-LB-M25														
	1个进线孔/Side entry														
<p>外壳底座: 表面安装 Surface mounted: Side entry</p>	H10B-SDR-LB-2PG16 H10B-SDR-LB-2M20 H10B-SDR-LB-2M25														
	2个进线孔/Side entry														
<p>外壳底座: 表面安装 Surface mounted: Side entry</p>	H10B-SDRH-LB-PG21 H10B-SDRH-LB-PG29 H10B-SDRH-LB-M25		<table border="1"> <thead> <tr> <th></th> <th>a</th> <th>b</th> <th>h</th> </tr> </thead> <tbody> <tr> <td>低结构</td> <td>40</td> <td>52</td> <td>54</td> </tr> <tr> <td>高结构</td> <td>45</td> <td>57</td> <td>74</td> </tr> </tbody> </table>		a	b	h	低结构	40	52	54	高结构	45	57	74
		a		b	h										
低结构	40	52	54												
高结构	45	57	74												
1个进线孔/Side entry															
<p>外壳底座: 表面安装 Surface mounted: Side entry</p>	H10B-SDRH-LB-2PG21 H10B-SDRH-LB-2PG29 H10B-SDRH-LB-2M25														
	2个进线孔/Side entry														
<p>外壳上壳: 侧面进线 Hood: Side entry</p>	H10B-TS-PG16 H10B-TS-M20 H10B-TS-M25														
	高结构/High construction														
<p>外壳上壳: 侧面进线 Hood: Side entry</p>	H10B-TSH-PG21 H10B-TSH-PG29 H10B-TSH-M25 H10B-TSH-M32														
	高结构/High construction														

Q-15 HEAV Size H10B 10 + ⊕

配套外壳 Suit hood/housing

H10B外壳 H10B shell	型号 Type	螺纹 Thread	外形尺寸 Dimensions	H10B外壳 H10B shell	型号 Type	螺纹 Thread	外形尺寸 Dimensions																																				
 <p>外壳上壳，顶部进线 Hood: Top entry</p>	H10B-TG-PG16 H10B-TG-M20 H10B-TG-M25			 <p>侧出带双扣上壳 Side entry housing with 2 levers</p>	H10B-TSB-PG16 H10B-TSB-M20 H10B-TSB-M25																																						
	H10B-TGH-PG21 H10B-TGH-PG29 H10B-TGH-M25 H10B-TGH-M32				H10B-TSBH-PG21 H10B-TSBH-PG29 H10B-TSBH-M25 H10B-TSBH-M32																																						
		<table border="1"> <tr><th></th><th>a</th><th>h</th></tr> <tr><td>低结构/Low construction</td><td>73</td><td>57</td></tr> <tr><td>高结构/High construction</td><td>73</td><td>72</td></tr> </table>			a	h	低结构/Low construction	73	57	高结构/High construction	73	72			<table border="1"> <tr><th></th><th>a</th><th>h</th></tr> <tr><td>低结构/Low construction</td><td>73</td><td>45</td></tr> <tr><td>高结构/High construction</td><td>73</td><td>72</td></tr> </table>			a	h	低结构/Low construction	73	45	高结构/High construction	73	72																		
	a	h																																									
低结构/Low construction	73	57																																									
高结构/High construction	73	72																																									
	a	h																																									
低结构/Low construction	73	45																																									
高结构/High construction	73	72																																									
 <p>电缆对接下壳 Cable-to cable hood</p>	H10B-TBF-PG16 H10B-TBF-M20 H10B-TBF-M25			 <p>侧出带双扣上壳 Top entry housing with 2 levers</p>	H10B-TGB-PG16 H10B-TGB-M20 H10B-TGB-M25																																						
	H10B-TBFH-PG21 H10B-TBFH-PG29 H10B-TBFH-M25 H10B-TBFH-M32				H10B-TGBH-PG21 H10B-TGBH-PG29 H10B-TGBH-M25 H10B-TGBH-M32																																						
		<table border="1"> <tr><th></th><th>a</th><th>h</th></tr> <tr><td>低结构/Low construction</td><td>48</td><td></td></tr> <tr><td>高结构/High construction</td><td>72</td><td></td></tr> </table>			a	h	低结构/Low construction	48		高结构/High construction	72				<table border="1"> <tr><th></th><th>a</th><th>h</th></tr> <tr><td>低结构/Low construction</td><td>73</td><td>45</td></tr> <tr><td>高结构/High construction</td><td>73</td><td>72</td></tr> </table>			a	h	低结构/Low construction	73	45	高结构/High construction	73	72																		
	a	h																																									
低结构/Low construction	48																																										
高结构/High construction	72																																										
	a	h																																									
低结构/Low construction	73	45																																									
高结构/High construction	73	72																																									
 <p>外壳底座：开孔安装 Bulkhead mounted</p>	H10B-AG			 <p>4耳带盖开孔底座 Bulkhead mounted with 2 bolts</p>	H10B-AD-BO																																						
	 <p>外壳底座：表面安装 Surface mounted: Side entry</p>	H10B-SGR-PG16 H10B-SGR-M20 H10B-SGR-M25	1个进线孔/Side entry			 <p>4耳带盖表面安装底座 Surface mounting with 2 bolts</p>	H10B-SDR-BO-PG16 H10B-SDR-BO-M20 H10B-SDR-BO-M25	1个进线孔/Side entry																																			
H10B-SGR-2PG16 H10B-SGR-2M20 H10B-SGR-2M25		2个进线孔/Side entry	H10B-SDR-BO-2PG16 H10B-SDR-BO-2M20 H10B-SDR-BO-2M25	2个进线孔/Side entry																																							
		<table border="1"> <tr><th></th><th>a</th><th>b</th><th>h</th></tr> <tr><td>低结构</td><td>40</td><td>52</td><td>54</td></tr> <tr><td>高结构</td><td>45</td><td>57</td><td>74</td></tr> </table>			a	b	h	低结构	40	52	54	高结构	45	57	74			<table border="1"> <tr><th></th><th>a</th><th>b</th><th>c</th><th>d</th><th>f</th><th>g</th><th>h</th></tr> <tr><td>低结构</td><td>82</td><td>94</td><td>40</td><td>52</td><td>22</td><td>67</td><td>54</td></tr> <tr><td>高结构</td><td>82</td><td>94</td><td>45</td><td>57</td><td>20</td><td>65</td><td>74</td></tr> </table>			a	b	c	d	f	g	h	低结构	82	94	40	52	22	67	54	高结构	82	94	45	57	20	65	74
	a	b	h																																								
低结构	40	52	54																																								
高结构	45	57	74																																								
	a	b	c	d	f	g	h																																				
低结构	82	94	40	52	22	67	54																																				
高结构	82	94	45	57	20	65	74																																				

Q-15 HEAV Size H16B 16 + ⊕





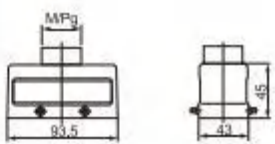

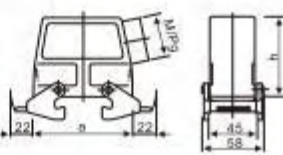
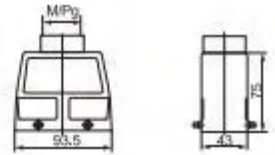


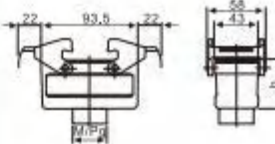

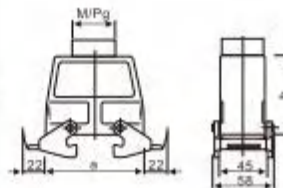





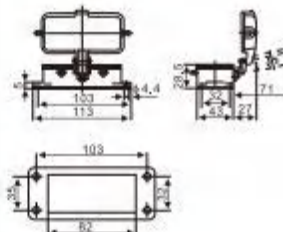
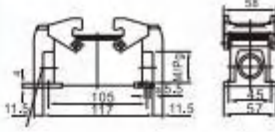
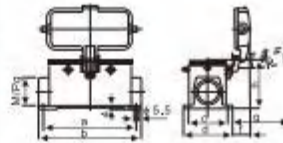

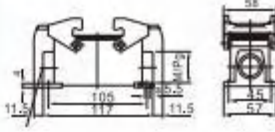

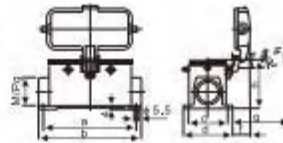




配套外壳 Suit hood/housing

H16B外壳 H16B shell	型号 Type	螺纹 Thread	外形尺寸 Dimensions
	H16B-TS-RO-PG21 H16B-TS-RO-M25 H16B-TS-RO-M32		
	高结构/High construction		
	H16B-TSH-RO-PG21 H16B-TSH-RO-PG29 H16B-TSH-RO-M25 H16B-TSH-RO-M32		
	高结构/High construction		
外壳上壳: 侧面进线 Hood: Side entry			
	H16B-TG-RO-PG21 H16B-TG-RO-M25 H16B-TG-RO-M32		
	高结构/High construction		
	H16B-TGH-RO-PG21 H16B-TGH-RO-PG29 H16B-TGH-RO-M25 H16B-TGH-RO-M32		
	高结构/High construction		
外壳上壳: 顶部进线 Hood: Top entry			
	H16B-TBF-LB-PG21 H16B-TBF-LB-M25 H16B-TBF-LB-M32		
	高结构/High construction		
电缆对接外壳 Cable-to cable hood			
	H16B-TBFH-LB-PG21 H16B-TBFH-LB-PG29 H16B-TBFH-LB-M25 H16B-TBFH-LB-M32		
	低结构/Low construction 高结构/High construction		
	不带保护盖 Without protection covers H16B-AG-LB 带保护盖 With protection covers H16B-AD-LB		
	外壳底座: 开孔安装 Bulhead mounted		

H16B外壳 H16B shell	型号 Type	螺纹 Thread	外形尺寸 Dimensions
	H16B-SGR-LB-PG21 H16B-SGR-LB-M25 H16B-SGR-LB-M32		
	1个进线孔/Side entry		
	H16B-SGR-LB-2PG21 H16B-SGR-LB-2M25 H16B-SGR-LB-2M32		
	2个进线孔/Side entry		
	H16B-SGRH-LB-PG21 H16B-SGRH-LB-PG29 H16B-SGRH-LB-M32		
	高结构/High construction		
	H16B-SGRH-LB-2PG21 H16B-SGRH-LB-2PG29 H16B-SGRH-LB-2M32		
	2个进线孔/Side entry		
外壳底座: 表面安装 Surface mounted: Side entry			
	H16B-SDR-LB-PG21 H16B-SDR-LB-M25 H16B-SDR-LB-M32		
	1个进线孔/Side entry		
	H16B-SDR-LB-2PG21 H16B-SDR-LB-2M25 H16B-SDR-LB-2M32		
	2个进线孔/Side entry		
	H16B-SDRH-LB-PG21 H16B-SDRH-LB-PG29 H16B-SDRH-LB-M32		
	高结构/High construction		
	H16B-SDRH-LB-2PG21 H16B-SDRH-LB-2PG29 H16B-SDRH-LB-2M32		
	1个进线孔/Side entry		
	H16B-TS-PG21 H16B-TS-M25 H16B-TS-M32		
	高结构/High construction		
	H16B-TSH-PG21 H16B-TSH-PG29 H16B-TSH-M25 H16B-TSH-M32		
	高结构/High construction		
外壳上壳: 侧面进线 Hood: Side entry			

Q-15 HEAV Size H16B 16 + ⊕

配套外壳 Suit hood/housing

H16B外壳 H16B shell	型号 Type	螺纹 Thread	外形尺寸 Dimensions	H16B外壳 H16B shell	型号 Type	螺纹 Thread	外形尺寸 Dimensions																														
  外壳上壳: 顶部进线 Hood: Top entry	H16B-TG-PG21 H16B-TG-M25 H16B-TG-M32			 侧出带双阳上壳 Side entry housing with 2 levers	H16B-TSB-PG21 H16B-TSB-M25 H16B-TSB-M32		 <table border="1"> <tr><td></td><td>a</td><td>h</td></tr> <tr><td>低结构/Low construction</td><td>93.5</td><td>62.5</td></tr> <tr><td>高结构/High construction</td><td>93.5</td><td>76</td></tr> </table>		a	h	低结构/Low construction	93.5	62.5	高结构/High construction	93.5	76																					
		a	h																																		
低结构/Low construction	93.5	62.5																																			
高结构/High construction	93.5	76																																			
H16B-TGH-PG21 H16B-TGH-PG29 H16B-TGH-M25 H16B-TGH-M32			H16B-TSBH-PG21 H16B-TSBH-PG29 H16B-TSBH-M25 H16B-TSBH-M32		 <table border="1"> <tr><td></td><td>a</td><td>h</td></tr> <tr><td>低结构/Low construction</td><td>93.5</td><td>62.5</td></tr> <tr><td>高结构/High construction</td><td>93.5</td><td>76</td></tr> </table>		a	h	低结构/Low construction	93.5	62.5	高结构/High construction	93.5	76																							
	a	h																																			
低结构/Low construction	93.5	62.5																																			
高结构/High construction	93.5	76																																			
 电缆对接下壳 Cable-to-cable hood	H16B-TBF-PG21 H16B-TBF-M25 H16B-TBF-M32			 顶出带双阳上壳 Top entry housing with 2 levers	H16B-TGB-PG21 H16B-TGB-M25 H16B-TGB-M32		 <table border="1"> <tr><td></td><td>a</td><td>h</td></tr> <tr><td>低结构/Low construction</td><td>93.5</td><td>45</td></tr> <tr><td>高结构/High construction</td><td>93.5</td><td>76</td></tr> </table>		a	h	低结构/Low construction	93.5	45	高结构/High construction	93.5	76																					
		a	h																																		
低结构/Low construction	93.5	45																																			
高结构/High construction	93.5	76																																			
H16B-TBFH-PG21 H16B-TBFH-PG29 H16B-TBFH-M25 H16B-TBFH-M32		 <table border="1"> <tr><td></td><td>h</td></tr> <tr><td>低结构/Low construction</td><td>48</td></tr> <tr><td>高结构/High construction</td><td>72</td></tr> </table>		h	低结构/Low construction	48	高结构/High construction	72	H16B-TGBH-PG21 H16B-TGBH-PG29 H16B-TGBH-M25 H16B-TGBH-M32		 <table border="1"> <tr><td></td><td>a</td><td>h</td></tr> <tr><td>低结构/Low construction</td><td>93.5</td><td>45</td></tr> <tr><td>高结构/High construction</td><td>93.5</td><td>76</td></tr> </table>		a	h	低结构/Low construction	93.5	45	高结构/High construction	93.5	76																	
	h																																				
低结构/Low construction	48																																				
高结构/High construction	72																																				
	a	h																																			
低结构/Low construction	93.5	45																																			
高结构/High construction	93.5	76																																			
 外壳底座: 开孔安装 Bulkhead mounted	H16B-AG			 4环带盖开孔底座 Bulkhead mounted with 2 bolts	H16B-AD-BO																																
	H16B-SGR-PG21 H16B-SGR-M25 H16B-SGR-M32 1个进线孔/Side entry				H16B-SDR-BO-PG21 H16B-SDR-BO-M25 H16B-SDR-BO-M32 1个进线孔/Side entry																																
 外壳底座: 表面安装 Surface mounted; Side entry	H16B-SGR-2PG21 H16B-SGR-2M25 H16B-SGR-2M32 2个进线孔/Side entry		 <table border="1"> <tr><td></td><td>h</td></tr> <tr><td>低结构/Low construction</td><td>56</td></tr> <tr><td>高结构/High construction</td><td>70</td></tr> </table>		h	低结构/Low construction	56	高结构/High construction	70	 4环带盖表面安装底座 Surface mounting with 2 bolts	H16B-SDR-BO-2PG21 H16B-SDR-BO-2M25 H16B-SDR-BO-2M32 2个进线孔/Side entry		 <table border="1"> <tr><td></td><td>a</td><td>b</td><td>c</td><td>d</td><td>f</td><td>g</td><td>h</td></tr> <tr><td>低结构</td><td>105</td><td>117</td><td>45</td><td>57</td><td>20</td><td>65</td><td>56</td></tr> <tr><td>高结构</td><td>105</td><td>117</td><td>45</td><td>57</td><td>20</td><td>65</td><td>70</td></tr> </table>		a	b	c	d	f	g	h	低结构	105	117	45	57	20	65	56	高结构	105	117	45	57	20	65	70
		h																																			
低结构/Low construction	56																																				
高结构/High construction	70																																				
	a	b	c	d	f	g	h																														
低结构	105	117	45	57	20	65	56																														
高结构	105	117	45	57	20	65	70																														
H16B-SGRH-PG21 H16B-SGRH-PG29 H16B-SGRH-M32 1个进线孔/Side entry			H16B-SDRH-BO-PG21 H16B-SDRH-BO-PG29 H16B-SDRH-BO-M32 1个进线孔/Side entry																																		
H16B-SGRH-2PG21 H16B-SGRH-2PG29 H16B-SGRH-2M32 2个进线孔/Side entry			H16B-SDRH-BO-2PG21 H16B-SDRH-BO-2PG29 H16B-SDRH-BO-2M32 2个进线孔/Side entry																																		

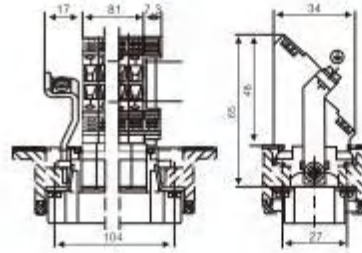
Q-15 HEAV Size H24B 24 + ⊕







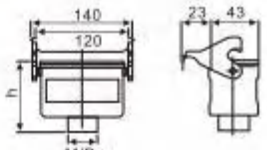
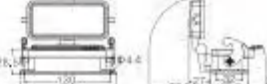
HEAV-024-M
HEAV-024-F


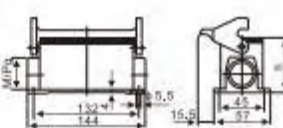

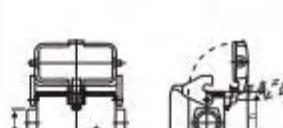

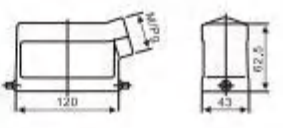



HEAV-024-MS
HEAV-024-FS





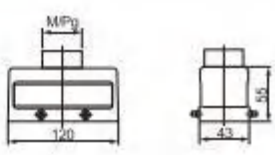

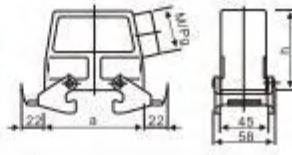

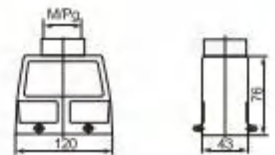

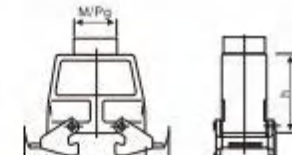

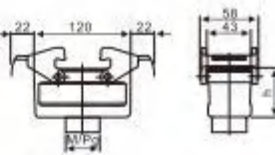

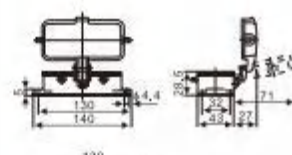

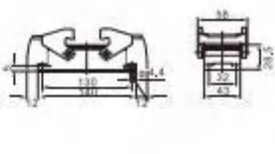

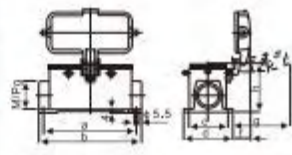

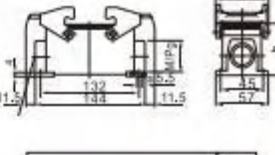






配套外壳 Suit hood/housing

H24B外壳 H24B shell	型号 Type	螺纹 Thread	外形尺寸 Dimensions			
 <p>外壳上壳：侧面进线 Hood: Side entry</p>	H24B-TS-RO-PG21 H24B-TS-RO-M25 H24B-TS-RO-M32					
	高结构/High construction					
 <p>外壳上壳：顶部进线 Hood: Top entry</p>	H24B-TG-RO-PG21 H24B-TG-RO-M25 H24B-TG-RO-M32					
	高结构/High construction					
 <p>电缆对接下壳 Cable-to cable hood</p>	H24B-TBF-LB-PG21 H24B-TBF-LB-M25 H24B-TBF-LB-M32					
	高结构/High construction		<table border="1" data-bbox="511 1817 747 1895"> <tr><td>低结构/Low construction</td><td>h</td></tr> <tr><td>高结构/High construction</td><td>76</td></tr> </table>	低结构/Low construction	h	高结构/High construction
低结构/Low construction	h					
高结构/High construction	76					
 <p>外壳底座：开孔安装 Bulbhead mounted</p>	H24B-TBFH-LB-PG21 H24B-TBFH-LB-PG29 H24B-TBFH-LB-M25 H24B-TBFH-LB-M32					
	不带保护盖 Without protection covers H24B-AG-LB 带保护盖 With protection covers H24B-AD-LB					

H24B外壳 H24B shell	型号 Type	螺纹 Thread	外形尺寸 Dimensions			
 <p>外壳底座：表面安装 Surface mounted: Side entry</p>	H24B-SGR-LB-PG21 H24B-SGR-LB-M25 H24B-SGR-LB-M32					
	1个进线孔/Side entry		<table border="1" data-bbox="1218 1015 1453 1094"> <tr><td>低结构/Low construction</td><td>h</td></tr> <tr><td>高结构/High construction</td><td>56</td></tr> </table>	低结构/Low construction	h	高结构/High construction
低结构/Low construction	h					
高结构/High construction	56					
 <p>外壳底座：表面安装 Surface mounted: Side entry</p>	H24B-SGRH-LB-PG21 H24B-SGRH-LB-PG29 H24B-SGRH-LB-M32					
	2个进线孔/Side entry		<table border="1" data-bbox="1218 1408 1453 1487"> <tr><td>低结构/Low construction</td><td>h</td></tr> <tr><td>高结构/High construction</td><td>70</td></tr> </table>	低结构/Low construction	h	高结构/High construction
低结构/Low construction	h					
高结构/High construction	70					
 <p>外壳上壳：侧面进线 Hood: Side entry</p>	H24B-TS-PG21 H24B-TS-M25 H24B-TS-M32					
	高结构/High construction					

Q-15 HEAV Size H24B 24 + ⊕

配套外壳 Suit hood/housing

H24B外壳 H24B shell	型号 Type	螺纹 Thread	外形尺寸 Dimensions	H24B外壳 H24B shell	型号 Type	螺纹 Thread	外形尺寸 Dimensions																						
  外壳上壳: 顶部进线 Hood: Top entry	H24B-TG-PG21 H24B-TG-M25 H24B-TG-M32			 侧出带双扣上壳 Side entry housing with 2 levers	H24B-TSB-PG21 H24B-TSB-M25 H24B-TSB-M32																								
	高结构/High construction				高结构/High construction		<table border="1"> <thead> <tr> <th></th> <th>a</th> <th>h</th> </tr> </thead> <tbody> <tr> <td>低结构/Low construction</td> <td>120</td> <td>62.5</td> </tr> <tr> <td>高结构/High construction</td> <td>120</td> <td>78</td> </tr> </tbody> </table>		a	h	低结构/Low construction	120	62.5	高结构/High construction	120	78													
	a	h																											
低结构/Low construction	120	62.5																											
高结构/High construction	120	78																											
 外壳上壳: 顶部进线 Hood: Top entry	H24B-TGH-PG21 H24B-TGH-PG29 H24B-TGH-M25 H24B-TGH-M32			 顶出带双扣上壳 Top entry housing with 2 levers	H24B-TGB-PG21 H24B-TGB-M25 H24B-TGB-M32																								
	高结构/High construction				高结构/High construction		<table border="1"> <thead> <tr> <th></th> <th>a</th> <th>h</th> </tr> </thead> <tbody> <tr> <td>低结构/Low construction</td> <td>120</td> <td>55</td> </tr> <tr> <td>高结构/High construction</td> <td>120</td> <td>76</td> </tr> </tbody> </table>		a	h	低结构/Low construction	120	55	高结构/High construction	120	76													
	a	h																											
低结构/Low construction	120	55																											
高结构/High construction	120	76																											
 电缆对接下壳 Cable-to cable hood	H24B-TBF-PG21 H24B-TBF-M25 H24B-TBF-M32			 4耳带盖开孔底座 Bulkhead mounted with 2 bolts	H24B-SGR-PG21 H24B-SGR-M25 H24B-SGR-M32	1个进线孔/Side entry																							
	高结构/High construction				高结构/High construction		<table border="1"> <thead> <tr> <th></th> <th>h</th> </tr> </thead> <tbody> <tr> <td>低结构/Low construction</td> <td>55</td> </tr> <tr> <td>高结构/High construction</td> <td>78</td> </tr> </tbody> </table>		h	低结构/Low construction	55	高结构/High construction	78																
	h																												
低结构/Low construction	55																												
高结构/High construction	78																												
 外壳底座: 开孔安装 Bulkhead mounted	H24B-AG			 4耳带盖表面安装底座 Surface mounting with 2 bolts	H24B-SDR-BO-PG21 H24B-SDR-BO-M25 H24B-SDR-BO-M32	1个进线孔/Side entry																							
	高结构/High construction				高结构/High construction		<table border="1"> <thead> <tr> <th></th> <th>a</th> <th>b</th> <th>c</th> <th>d</th> <th>f</th> <th>g</th> <th>h</th> </tr> </thead> <tbody> <tr> <td>低结构</td> <td>132</td> <td>144</td> <td>45</td> <td>57</td> <td>20</td> <td>65</td> <td>56</td> </tr> <tr> <td>高结构</td> <td>132</td> <td>144</td> <td>45</td> <td>57</td> <td>20</td> <td>65</td> <td>70</td> </tr> </tbody> </table>		a	b	c	d	f	g	h	低结构	132	144	45	57	20	65	56	高结构	132	144	45	57	20
	a	b	c	d	f	g	h																						
低结构	132	144	45	57	20	65	56																						
高结构	132	144	45	57	20	65	70																						
 外壳底座: 表面安装 Surface mounted; Side entry	H24B-SGR-2PG21 H24B-SGR-2M25 H24B-SGR-2M32			 4耳带盖表面安装底座 Surface mounting with 2 bolts	H24B-SGRH-PG21 H24B-SGRH-PG29 H24B-SGRH-M32	1个进线孔/Side entry																							
	高结构/High construction				高结构/High construction		<table border="1"> <thead> <tr> <th></th> <th>h</th> </tr> </thead> <tbody> <tr> <td>低结构/Low construction</td> <td>56</td> </tr> <tr> <td>高结构/High construction</td> <td>70</td> </tr> </tbody> </table>		h	低结构/Low construction	56	高结构/High construction	70																
	h																												
低结构/Low construction	56																												
高结构/High construction	70																												
 外壳底座: 表面安装 Surface mounted; Side entry	H24B-SGRH-2PG21 H24B-SGRH-2PG29 H24B-SGRH-2M32			 4耳带盖表面安装底座 Surface mounting with 2 bolts	H24B-SDRH-BO-PG21 H24B-SDRH-BO-M25 H24B-SDRH-BO-M32	1个进线孔/Side entry																							
	高结构/High construction				高结构/High construction		<table border="1"> <thead> <tr> <th></th> <th>h</th> </tr> </thead> <tbody> <tr> <td>低结构/Low construction</td> <td>56</td> </tr> <tr> <td>高结构/High construction</td> <td>70</td> </tr> </tbody> </table>		h	低结构/Low construction	56	高结构/High construction	70																
	h																												
低结构/Low construction	56																												
高结构/High construction	70																												

Q-15 HWK Size H16B 6/6 + ⊕



HWK-6/6-M



HWK-6/6-F

技术参数 / Technical

高电流: 35A
 控制电流: 16A
 高电压: 690V
 控制电压: 400V
 高电流导线截面: 2.5~6.0mm²
 控制电流导线截面: 1.0~2.5mm²
 压接形式: 螺钉压接

High current: 35A
 Control current: 16A
 High voltage: 690V
 Control voltage: 400V
 High current wire cross section: 2.5~6.0mm²
 Control current wire cross section: 1.0~2.5mm²
 Crimp form: screw crimp

接触针排序: Contacts arrangement view from termination side




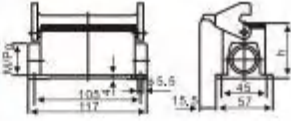




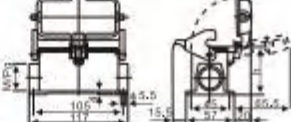



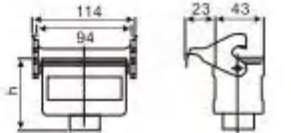


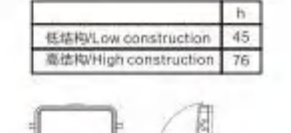

4/6 + ⊕



6/6 + ⊕



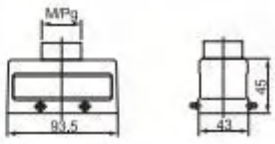

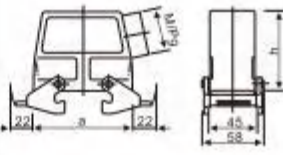
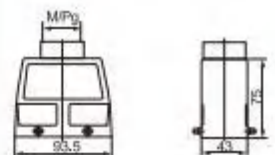
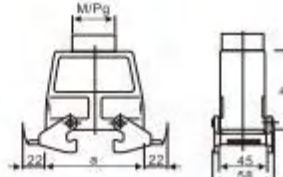

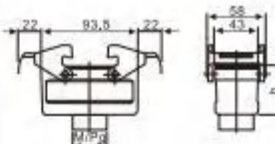

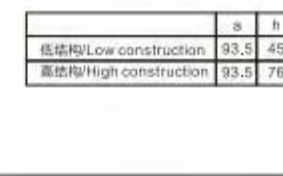


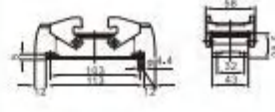

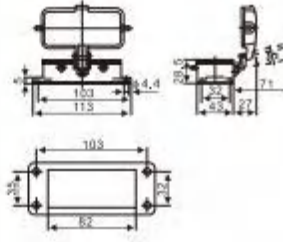
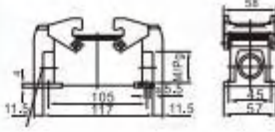

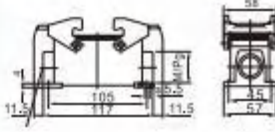

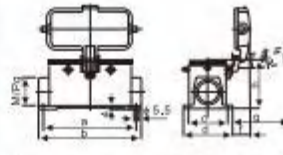
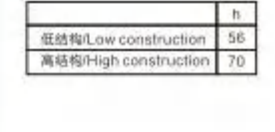

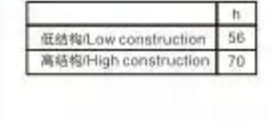

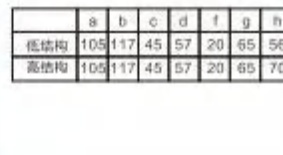



配套外壳 Suit hood/housing

H16B外壳 H16B shell	型号 Type	螺纹 Thread	外形尺寸 Dimensions	H16B外壳 H16B shell	型号 Type	螺纹 Thread	外形尺寸 Dimensions	
 外壳上壳: 侧面进线 Hood: Side entry	H16B-TS-RO-PG21 H16B-TS-RO-M25 H16B-TS-RO-M32			 外壳底座: 表面安装 Surface mounted. Side entry	H16B-SGR-LB-PG21 H16B-SGR-LB-M25 H16B-SGR-LB-M32			
	高结构/High construction	H16B-TSH-RO-PG21 H16B-TSH-RO-PG29 H16B-TSH-RO-M25 H16B-TSH-RO-M32			1个进线孔/Side entry 2个进线孔/Side entry 高结构/High construction H16B-SGRH-LB-PG21 H16B-SGRH-LB-PG29 H16B-SGRH-LB-M32 H16B-SGRH-LB-2PG21 H16B-SGRH-LB-2PG29 H16B-SGRH-LB-2M32 2个进线孔/Side entry	<table border="1" style="margin-left: auto; margin-right: auto;"> <tr><td>低结构/Low construction</td><td>56</td></tr> <tr><td>高结构/High construction</td><td>70</td></tr> </table>		低结构/Low construction
低结构/Low construction	56							
高结构/High construction	70							
 外壳上壳: 顶部进线 Hood: Top entry	H16B-TG-RO-PG21 H16B-TG-RO-M25 H16B-TG-RO-M32			 外壳底座: 表面安装 Surface mounted. Side entry	H16B-SDR-LB-PG21 H16B-SDR-LB-M25 H16B-SDR-LB-M32			
	高结构/High construction	H16B-TGH-RO-PG21 H16B-TGH-RO-PG29 H16B-TGH-RO-M25 H16B-TGH-RO-M32			1个进线孔/Side entry 2个进线孔/Side entry 高结构/High construction H16B-SDRH-LB-PG21 H16B-SDRH-LB-PG29 H16B-SDRH-LB-M32 H16B-SDRH-LB-2PG21 H16B-SDRH-LB-2PG29 H16B-SDRH-LB-2M32 2个进线孔/Side entry	<table border="1" style="margin-left: auto; margin-right: auto;"> <tr><td>低结构/Low construction</td><td>56</td></tr> <tr><td>高结构/High construction</td><td>70</td></tr> </table>		低结构/Low construction
低结构/Low construction	56							
高结构/High construction	70							
 电缆对接下壳 Cable-to cable hood  外壳底座: 开孔安装 Bulkhead mounted	H16B-TBF-LB-PG21 H16B-TBF-LB-M25 H16B-TBF-LB-M32			 外壳上壳: 侧面进线 Hood: Side entry	H16B-TS-PG21 H16B-TS-M25 H16B-TS-M32			
	高结构/High construction	H16B-TBFH-LB-PG21 H16B-TBFH-LB-PG29 H16B-TBFH-LB-M25 H16B-TBFH-LB-M32			高结构/High construction H16B-TSH-PG21 H16B-TSH-PG29 H16B-TSH-M25 H16B-TSH-M32			

Q-15 HWK Size H16B 6/6 + ⊕

配套外壳 Suit hood/housing

H16B外壳 H16B shell	型号 Type	螺纹 Thread	外形尺寸 Dimensions	H16B外壳 H16B shell	型号 Type	螺纹 Thread	外形尺寸 Dimensions																				
  外壳上壳: 顶部进线 Hood: Top entry	H16B-TG-PG21 H16B-TG-M25 H16B-TG-M32			 侧出带双扣上壳 Side entry housing with 2 levers	H16B-TSB-PG21 H16B-TSB-M25 H16B-TSB-M32		 <table border="1"> <thead> <tr> <th></th> <th>a</th> <th>h</th> </tr> </thead> <tbody> <tr> <td>低结构/Low construction</td> <td>93.5</td> <td>62.5</td> </tr> <tr> <td>高结构/High construction</td> <td>93.5</td> <td>76</td> </tr> </tbody> </table>		a	h	低结构/Low construction	93.5	62.5	高结构/High construction	93.5	76											
		a	h																								
低结构/Low construction	93.5	62.5																									
高结构/High construction	93.5	76																									
H16B-TGH-PG21 H16B-TGH-PG29 H16B-TGH-M25 H16B-TGH-M32			<table border="1"> <thead> <tr> <th></th> <th>h</th> </tr> </thead> <tbody> <tr> <td>低结构/Low construction</td> <td>48</td> </tr> <tr> <td>高结构/High construction</td> <td>72</td> </tr> </tbody> </table>		h	低结构/Low construction	48	高结构/High construction	72	H16B-TGB-PG21 H16B-TGB-M25 H16B-TGB-M32		 <table border="1"> <thead> <tr> <th></th> <th>a</th> <th>h</th> </tr> </thead> <tbody> <tr> <td>低结构/Low construction</td> <td>93.5</td> <td>45</td> </tr> <tr> <td>高结构/High construction</td> <td>93.5</td> <td>76</td> </tr> </tbody> </table>		a	h	低结构/Low construction	93.5	45	高结构/High construction	93.5	76						
	h																										
低结构/Low construction	48																										
高结构/High construction	72																										
	a	h																									
低结构/Low construction	93.5	45																									
高结构/High construction	93.5	76																									
 电缆对接下壳 Cable-to-cable hood	H16B-TBF-PG21 H16B-TBF-M25 H16B-TBF-M32			 顶出带双扣上壳 Top entry housing with 2 levers	H16B-TGBH-PG21 H16B-TGBH-PG29 H16B-TGBH-M25 H16B-TGBH-M32																						
	H16B-TBFH-PG21 H16B-TBFH-PG29 H16B-TBFH-M25 H16B-TBFH-M32				<table border="1"> <thead> <tr> <th></th> <th>a</th> <th>h</th> </tr> </thead> <tbody> <tr> <td>低结构/Low construction</td> <td>93.5</td> <td>45</td> </tr> <tr> <td>高结构/High construction</td> <td>93.5</td> <td>76</td> </tr> </tbody> </table>			a	h	低结构/Low construction	93.5	45	高结构/High construction	93.5	76												
	a	h																									
低结构/Low construction	93.5	45																									
高结构/High construction	93.5	76																									
 外壳底座: 开孔安装 Bulkhead mounted	H16B-AG			 4环带盖开孔底座 Bulkhead mounted with 2 bolts	H16B-AD-BO																						
	H16B-AGR-PG21 H16B-AGR-M25 H16B-AGR-M32				<table border="1"> <thead> <tr> <th></th> <th>a</th> <th>b</th> <th>c</th> <th>d</th> <th>f</th> <th>g</th> <th>h</th> </tr> </thead> <tbody> <tr> <td>低结构</td> <td>105</td> <td>117</td> <td>45</td> <td>57</td> <td>20</td> <td>65</td> <td>56</td> </tr> <tr> <td>高结构</td> <td>105</td> <td>117</td> <td>45</td> <td>57</td> <td>20</td> <td>65</td> <td>70</td> </tr> </tbody> </table>			a	b	c	d	f	g	h	低结构	105	117	45	57	20	65	56	高结构	105	117	45	57
	a	b	c	d	f	g	h																				
低结构	105	117	45	57	20	65	56																				
高结构	105	117	45	57	20	65	70																				
 外壳底座: 表面安装 Surface mounted; Side entry	H16B-SGR-PG21 H16B-SGR-M25 H16B-SGR-M32			 4环带盖表面安装底座 Surface mounting with 2 bolts	H16B-SDR-BO-PG21 H16B-SDR-BO-M25 H16B-SDR-BO-M32																						
	H16B-SGR-2PG21 H16B-SGR-2M25 H16B-SGR-2M32				<table border="1"> <thead> <tr> <th></th> <th>a</th> <th>b</th> <th>c</th> <th>d</th> <th>f</th> <th>g</th> <th>h</th> </tr> </thead> <tbody> <tr> <td>低结构</td> <td>105</td> <td>117</td> <td>45</td> <td>57</td> <td>20</td> <td>65</td> <td>56</td> </tr> <tr> <td>高结构</td> <td>105</td> <td>117</td> <td>45</td> <td>57</td> <td>20</td> <td>65</td> <td>70</td> </tr> </tbody> </table>			a	b	c	d	f	g	h	低结构	105	117	45	57	20	65	56	高结构	105	117	45	57
	a	b	c	d	f	g	h																				
低结构	105	117	45	57	20	65	56																				
高结构	105	117	45	57	20	65	70																				
 外壳底座: 表面安装 Surface entry	H16B-SGRH-PG21 H16B-SGRH-PG29 H16B-SGRH-M32			 4环带盖表面安装底座 Surface mounting with 2 bolts	H16B-SDRH-BO-PG21 H16B-SDRH-BO-PG29 H16B-SDRH-BO-M32																						
	H16B-SGRH-2PG21 H16B-SGRH-2PG29 H16B-SGRH-2M32				<table border="1"> <thead> <tr> <th></th> <th>a</th> <th>b</th> <th>c</th> <th>d</th> <th>f</th> <th>g</th> <th>h</th> </tr> </thead> <tbody> <tr> <td>低结构</td> <td>105</td> <td>117</td> <td>45</td> <td>57</td> <td>20</td> <td>65</td> <td>56</td> </tr> <tr> <td>高结构</td> <td>105</td> <td>117</td> <td>45</td> <td>57</td> <td>20</td> <td>65</td> <td>70</td> </tr> </tbody> </table>			a	b	c	d	f	g	h	低结构	105	117	45	57	20	65	56	高结构	105	117	45	57
	a	b	c	d	f	g	h																				
低结构	105	117	45	57	20	65	56																				
高结构	105	117	45	57	20	65	70																				

Q-15 HWK Size H24B 3/6/6 + ⊕



HWK-3/6/6-M




HWK-3/6/6-F

技术参数/Technical

高电流: 100, 40A
 控制电流: 16A
 高电压: 690V
 控制电压: 400V
 高电流导线截面: 10.0~25.0mm², 4.0~10.0mm²
 控制电流导线截面: 1.0~2.5mm²
 压接形式: 螺钉压接
 High current: 100, 40A
 Control current: 16A
 High voltage: 690V
 Control voltage: 400V
 High current wire cross section: 10.0~25.0mm², 4.0~10.0mm²
 Control current wire cross section: 1.0~2.5mm²
 Crimp form: screw crimp

接触针脚序
 Contacts arrangement view from termination side





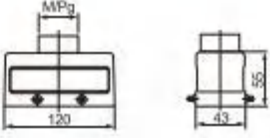
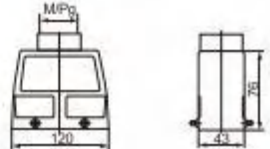



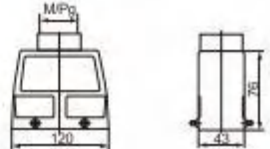

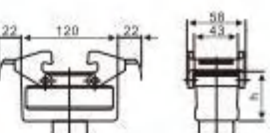



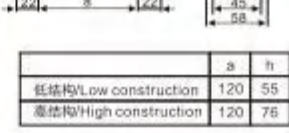


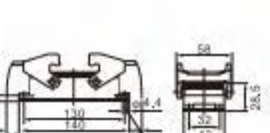

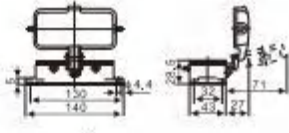
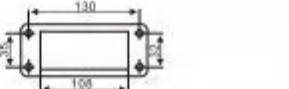
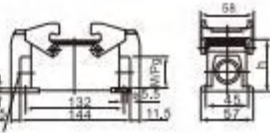

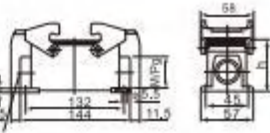

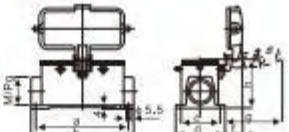
配套外壳 Suit hood/housing

H24B外壳 H24B shell	型号 Type	螺纹 Thread	外形尺寸 Dimensions
<p>外壳上壳: 侧面进线 Hood: Side entry</p>	H24B-TS-RO-PG21 H24B-TS-RO-M25 H24B-TS-RO-M32		
	高结构/High construction H24B-TSH-RO-PG21 H24B-TSH-RO-PG29 H24B-TSH-RO-M25 H24B-TSH-RO-M32		
<p>外壳上壳: 顶部进线 Hood: Top entry</p>	H24B-TG-RO-PG21 H24B-TG-RO-M25 H24B-TG-RO-M32		
	高结构/High construction H24B-TGH-RO-PG21 H24B-TGH-RO-PG29 H24B-TGH-RO-M25 H24B-TGH-RO-M32		
<p>电缆对接下壳 Cable-to cable hood</p>	H24B-TBF-LB-PG21 H24B-TBF-LB-M25 H24B-TBF-LB-M32		
	高结构/High construction H24B-TBFH-LB-PG21 H24B-TBFH-LB-PG29 H24B-TBFH-LB-M25 H24B-TBFH-LB-M32		
<p>外壳底座: 开孔安装 Bulkhead mounted</p>	H24B-TS-PG21 H24B-TS-M25 H24B-TS-M32		
	高结构/High construction H24B-TSH-PG21 H24B-TSH-PG29 H24B-TSH-M25 H24B-TSH-M32		

H24B外壳 H24B shell	型号 Type	螺纹 Thread	外形尺寸 Dimensions
<p>外壳底座: 表面安装 Surface mounted: Side entry</p>	H24B-SGR-LB-PG21 H24B-SGR-LB-M25 H24B-SGR-LB-M32		
	1个进线孔/Side entry H24B-SGR-LB-2PG21 H24B-SGR-LB-2M25 H24B-SGR-LB-2M32		
<p>外壳底座: 表面安装 Surface mounted: Side entry</p>	H24B-SGRH-LB-PG21 H24B-SGRH-LB-PG29 H24B-SGRH-LB-M32		
	2个进线孔/Side entry H24B-SGRH-LB-2PG21 H24B-SGRH-LB-2PG29 H24B-SGRH-LB-2M32		
<p>外壳底座: 表面安装 Surface mounted: Side entry</p>	H24B-SDR-LB-PG21 H24B-SDR-LB-M25 H24B-SDR-LB-M32		
	1个进线孔/Side entry H24B-SDR-LB-2PG21 H24B-SDR-LB-2M25 H24B-SDR-LB-2M32		
<p>外壳底座: 表面安装 Surface mounted: Side entry</p>	H24B-SDRH-LB-PG21 H24B-SDRH-LB-PG29 H24B-SDRH-LB-M32		
	2个进线孔/Side entry H24B-SDRH-LB-2PG21 H24B-SDRH-LB-2PG29 H24B-SDRH-LB-2M32		

Q-15 HWK Size H24B 3/6/6 + ⊕

配套外壳 Suit hood/housing

H24B外壳 H24B shell	型号 Type	螺纹 Thread	外形尺寸 Dimensions	H24B外壳 H24B shell	型号 Type	螺纹 Thread	外形尺寸 Dimensions																														
  外壳上壳: 顶部进线 Hood: Top entry	H24B-TG-PG21 H24B-TG-M25 H24B-TG-M32		 	 侧出带双扣上壳 Side entry housing with 2 levers	H24B-TSB-PG21 H24B-TSB-M25 H24B-TSB-M32		  <table border="1"> <thead> <tr> <th></th> <th>a</th> <th>h</th> </tr> </thead> <tbody> <tr> <td>低结构/Low construction</td> <td>120</td> <td>62.5</td> </tr> <tr> <td>高结构/High construction</td> <td>120</td> <td>76</td> </tr> </tbody> </table>		a	h	低结构/Low construction	120	62.5	高结构/High construction	120	76																					
		a	h																																		
低结构/Low construction	120	62.5																																			
高结构/High construction	120	76																																			
H24B-TGH-PG21 H24B-TGH-PG29 H24B-TGH-M25 H24B-TGH-M32			 <table border="1"> <thead> <tr> <th></th> <th>a</th> <th>h</th> </tr> </thead> <tbody> <tr> <td>低结构/Low construction</td> <td>120</td> <td>62.5</td> </tr> <tr> <td>高结构/High construction</td> <td>120</td> <td>76</td> </tr> </tbody> </table>		a	h	低结构/Low construction	120	62.5	高结构/High construction	120	76	H24B-TSBH-PG21 H24B-TSBH-PG29 H24B-TSBH-M25 H24B-TSBH-M32																								
	a	h																																			
低结构/Low construction	120	62.5																																			
高结构/High construction	120	76																																			
 电缆对接下壳 Cable-to cable hood	H24B-TBF-PG21 H24B-TBF-M25 H24B-TBF-M32		  <table border="1"> <thead> <tr> <th></th> <th>h</th> </tr> </thead> <tbody> <tr> <td>低结构/Low construction</td> <td>55</td> </tr> <tr> <td>高结构/High construction</td> <td>78</td> </tr> </tbody> </table>		h	低结构/Low construction	55	高结构/High construction	78	 顶出带双扣上壳 Top entry housing with 2 levers	H24B-TGB-PG21 H24B-TGB-M25 H24B-TGB-M32		  <table border="1"> <thead> <tr> <th></th> <th>a</th> <th>h</th> </tr> </thead> <tbody> <tr> <td>低结构/Low construction</td> <td>120</td> <td>55</td> </tr> <tr> <td>高结构/High construction</td> <td>120</td> <td>76</td> </tr> </tbody> </table>		a	h	低结构/Low construction	120	55	高结构/High construction	120	76															
		h																																			
低结构/Low construction	55																																				
高结构/High construction	78																																				
	a	h																																			
低结构/Low construction	120	55																																			
高结构/High construction	120	76																																			
H24B-TBFH-PG21 H24B-TBFH-PG29 H24B-TBFH-M25 H24B-TBFH-M32			 <table border="1"> <thead> <tr> <th></th> <th>h</th> </tr> </thead> <tbody> <tr> <td>低结构/Low construction</td> <td>55</td> </tr> <tr> <td>高结构/High construction</td> <td>78</td> </tr> </tbody> </table>		h	低结构/Low construction	55	高结构/High construction	78	H24B-TGBH-PG21 H24B-TGBH-PG29 H24B-TGBH-M25 H24B-TGBH-M32																											
	h																																				
低结构/Low construction	55																																				
高结构/High construction	78																																				
 外壳底座: 开孔安装 Bulkhead mounted	H24B-AG			 4耳带盖开孔底座 Bulkhead mounted with 2 bolts	H24B-AD-BO		 																														
	H24B-SGR-PG21 H24B-SGR-M25 H24B-SGR-M32 1个进线孔/Side entry				 <table border="1"> <thead> <tr> <th></th> <th>h</th> </tr> </thead> <tbody> <tr> <td>低结构/Low construction</td> <td>56</td> </tr> <tr> <td>高结构/High construction</td> <td>70</td> </tr> </tbody> </table>		h	低结构/Low construction	56	高结构/High construction	70	H24B-SDR-BO-PG21 H24B-SDR-BO-M25 H24B-SDR-BO-M32 1个进线孔/Side entry																									
	h																																				
低结构/Low construction	56																																				
高结构/High construction	70																																				
 外壳底座: 表面安装 Surface mounted: Side entry	H24B-SGR-2PG21 H24B-SGR-2M25 H24B-SGR-2M32 2个进线孔/Side entry		 <table border="1"> <thead> <tr> <th></th> <th>h</th> </tr> </thead> <tbody> <tr> <td>低结构/Low construction</td> <td>56</td> </tr> <tr> <td>高结构/High construction</td> <td>70</td> </tr> </tbody> </table>		h	低结构/Low construction	56	高结构/High construction	70	 4耳带盖表面安装底座 Surface mounting with 2 bolts	H24B-SDR-BO-2PG21 H24B-SDR-BO-2M25 H24B-SDR-BO-2M32 2个进线孔/Side entry		 <table border="1"> <thead> <tr> <th></th> <th>a</th> <th>b</th> <th>c</th> <th>d</th> <th>f</th> <th>g</th> <th>h</th> </tr> </thead> <tbody> <tr> <td>低结构</td> <td>132</td> <td>144</td> <td>45</td> <td>57</td> <td>20</td> <td>65</td> <td>56</td> </tr> <tr> <td>高结构</td> <td>132</td> <td>144</td> <td>45</td> <td>57</td> <td>20</td> <td>65</td> <td>70</td> </tr> </tbody> </table>		a	b	c	d	f	g	h	低结构	132	144	45	57	20	65	56	高结构	132	144	45	57	20	65	70
		h																																			
低结构/Low construction	56																																				
高结构/High construction	70																																				
	a	b	c	d	f	g	h																														
低结构	132	144	45	57	20	65	56																														
高结构	132	144	45	57	20	65	70																														
H24B-SGRH-PG21 H24B-SGRH-PG29 H24B-SGRH-M32 1个进线孔/Side entry			<table border="1"> <thead> <tr> <th></th> <th>h</th> </tr> </thead> <tbody> <tr> <td>低结构/Low construction</td> <td>56</td> </tr> <tr> <td>高结构/High construction</td> <td>70</td> </tr> </tbody> </table>		h	低结构/Low construction	56	高结构/High construction	70	H24B-SDRH-BO-PG21 H24B-SDRH-BO-PG29 H24B-SDRH-BO-M32 1个进线孔/Side entry																											
	h																																				
低结构/Low construction	56																																				
高结构/High construction	70																																				
H24B-SGRH-2PG21 H24B-SGRH-2PG29 H24B-SGRH-2M32 2个进线孔/Side entry				H24B-SDRH-BO-2PG21 H24B-SDRH-BO-2PG29 H24B-SDRH-BO-2M32 2个进线孔/Side entry																																	

Q-15 HQ Size H3A 5/7+ ⊕



HQ-005-M



HQ-005-F



HQ-007-M



HQ-007-F

技术参数 Technical data

额定电流: 16A

额定电压: 400V


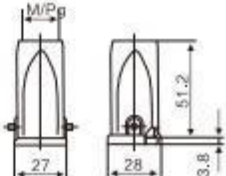

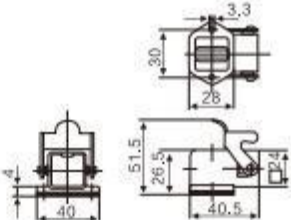

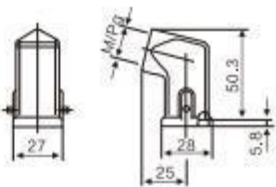

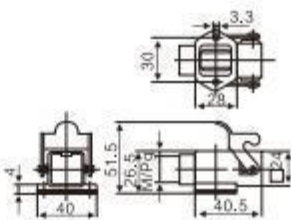

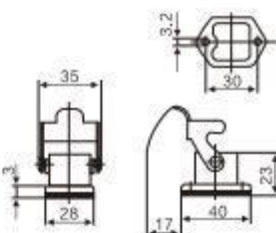

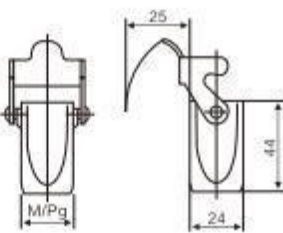
压接形式: 冷压针压接
(冷压针须单独订购)

Rated current: 16A

Rated voltage: 400V

Crimp form: cold press pin crimping
(Cold pin must be ordered separately)

配套外壳 Suit hood/housing

H3A外壳 H3A shell	型号 Type	螺纹 Thread	外形尺寸 Dimensions	H3A外壳 H3A shell	型号 Type	螺纹 Thread	外形尺寸 Dimensions
	H3A-MTG-PG11 H3A-MTG-M20				H3A-MAGS		
顶部进线 Top entry				开孔安装(侧出形式) Bulkhead mounting: Bottom entry			
	H3A-MTS-PG11 H3A-MTS-M20				H3A-MAGSV-PG11 H3A-MAGSV-M20		
侧面进线 Side entry				表面安装(侧出形式) Surface mounting: Side entry			
	H3A-MAG				H3A-MTGVB-PG11 H3A-MTGVB-M20		
开孔安装 Bulkhead mounting: Bottom entry				电缆对接外壳 Cable-to cable hood			

Q-16 冷压针及对应工具 Crimp contacts pin and Tools

5A 冷压接插针 5A Crimp contacts

技术参数/Technical data

材料:铜

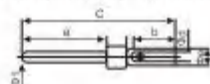
Material:copper

接触电阻/Contact resistance: $\leq 3m\Omega$

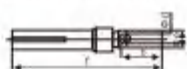
接线形式:冷压工具压接

Terminal:crimp connection

公接插针/Mate crimp contacts



母接插针/Female crimp contacts



线径/Wire gauge		镀银 Silver-plated		镀金 Gold-plated	
mm ²	AWG	公插针 Contacts	母插针 Contacts	公插针 Contacts	母插针 Contacts
0.33-0.82	AWG 22-18	CDM-0.82	CDF-0.82	DDM-0.82	DDF-0.82
0.33-0.52	AWG 22-20	CDM-0.52	CDF-0.52	DDM-0.52	DDF-0.52
0.13-0.33	AWG 26-22	CDM-33	CDF-33	DDM-33	DDF-33
0.09-0.25	AWG 28-24	CDM-0.25	CDF-0.25	DDM-0.25	DDF-0.25

a	b	c	d	e	f
8.23	4.2	14.0	1.35	1.75	13.6
8.10	4.0	14.8	1.12	1.66	14.4
8.10	4.0	14.8	0.90	1.66	14.4
8.10	4.0	14.8	0.64	1.66	14.4

10A 冷压接插针 10A Crimp contacts

技术参数/Technical data

材料:铜

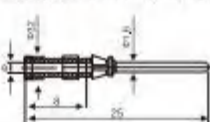
Material:copper

接触电阻/Contact resistance: $\leq 3m\Omega$

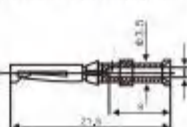
接线形式:冷压工具压接

Terminal:crimp connection

公接插针/Mate crimp contacts



母接插针/Female crimp contacts



线径/Wire gauge	接线长度/Stripping length	镀银冷压针型号 Contacts, Silver-plated	镀金冷压针型号 Contacts, Gold-plated
0.5mm ²	AWG 20	CDM-0.5	DDM-0.5
0.75mm ²	AWG 18	CDM-0.75	DDM-0.75
1.0mm ²	AWG 18	CDM-1.0	DDM-1.0
1.5mm ²	AWG 16	CDM-1.5	DDM-1.5
2.5mm ²	AWG 14	CDM-2.5	DDM-2.5

线径/Wire gauge	接线长度/Stripping length	镀银冷压针型号 Contacts, Silver-plated	镀金冷压针型号 Contacts, Gold-plated
0.5mm ²	AWG 20	CDF-0.5	DDF-0.5
0.75mm ²	AWG 18	CDF-0.75	DDF-0.75
1.0mm ²	AWG 18	CDF-1.0	DDF-1.0
1.5mm ²	AWG 16	CDF-1.5	DDF-1.5
2.5mm ²	AWG 14	CDF-2.5	DDF-2.5

16A 冷压接插针 16A Crimp contacts

技术参数/Technical data

材料:铜

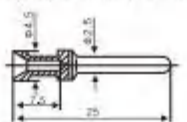
Material:copper

接触电阻/Contact resistance: $\leq 1m\Omega$

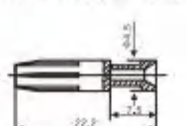
接线形式:冷压工具压接

Terminal:crimp connection

公接插针/Mate crimp contacts



母接插针/Female crimp contacts



线径/Wire gauge	接线长度/Stripping length	镀银冷压针型号 Contacts, Silver-plated	镀金冷压针型号 Contacts, Gold-plated
0.5mm ²	AWG 20	CEM-0.5	DEM-0.5
0.75mm ²	AWG 18	CEM-0.75	DEM-0.75
1.0mm ²	AWG 18	CEM-1.0	DEM-1.0
1.5mm ²	AWG 16	CEM-1.5	DEM-1.5
2.5mm ²	AWG 14	CEM-2.5	DEM-2.5
4.0mm ²	AWG 12	CEM-4.0	DEM-4.0

线径/Wire gauge	接线长度/Stripping length	镀银冷压针型号 Contacts, Silver-plated	镀金冷压针型号 Contacts, Gold-plated
0.5mm ²	AWG 20	CEF-0.5	DEF-0.5
0.75mm ²	AWG 18	CEF-0.75	DEF-0.75
1.0mm ²	AWG 18	CEF-1.0	DEF-1.0
1.5mm ²	AWG 16	CEF-1.5	DEF-1.5
2.5mm ²	AWG 14	CEF-2.5	DEF-2.5
4.0mm ²	AWG 12	CEF-4.0	DEF-4.0

40A 冷压接插针 40A Crimp contacts

技术参数/Technical data

材料:铜

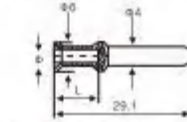
Material:copper

接触电阻/Contact resistance: $\leq 4m\Omega$

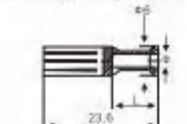
接线形式:冷压工具压接

Terminal:crimp connection

公接插针/Mate crimp contacts



母接插针/Female crimp contacts



线径/Wire gauge	接线长度/Stripping length	镀银冷压针型号 Contacts, Silver-plated	镀金冷压针型号 Contacts, Gold-plated
1.75mm ²	AWG 16	CMV-1.5	DMV-1.5
2.25mm ²	AWG 14	CMV-2.5	DMV-2.5
2.85mm ²	AWG 12	CMV-4.0	DMV-4.0
3.50mm ²	AWG 10	CMV-6.0	DMV-6.0

线径/Wire gauge	接线长度/Stripping length	镀银冷压针型号 Contacts, Silver-plated	镀金冷压针型号 Contacts, Gold-plated
1.75mm ²	AWG 16	CMF-1.5	DMF-1.5
2.25mm ²	AWG 14	CMF-2.5	DMF-2.5
2.85mm ²	AWG 12	CMF-4.0	DMF-4.0
3.50mm ²	AWG 10	CMF-6.0	DMF-6.0

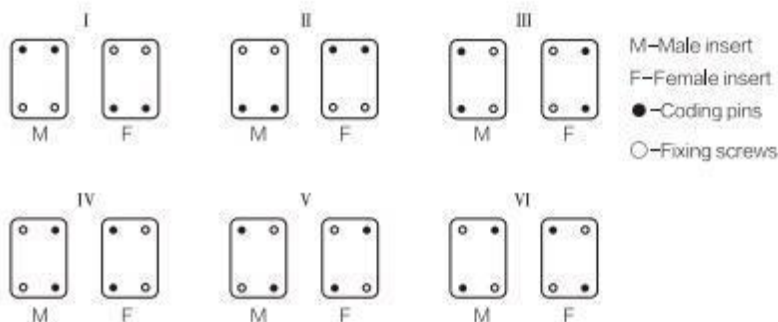
Q-17 编码销/导向销 Coding pins

编码销/导向销(单个使用)

编码销应在插头和插座中对应使用, 编码形式如下图
Coding by means or indexing bolts all fixed-pole inserts, for hood/housing with one insert/one frame, coding installation show as follow



COD-PIN-M3



编码销/导向销(带导向孔)

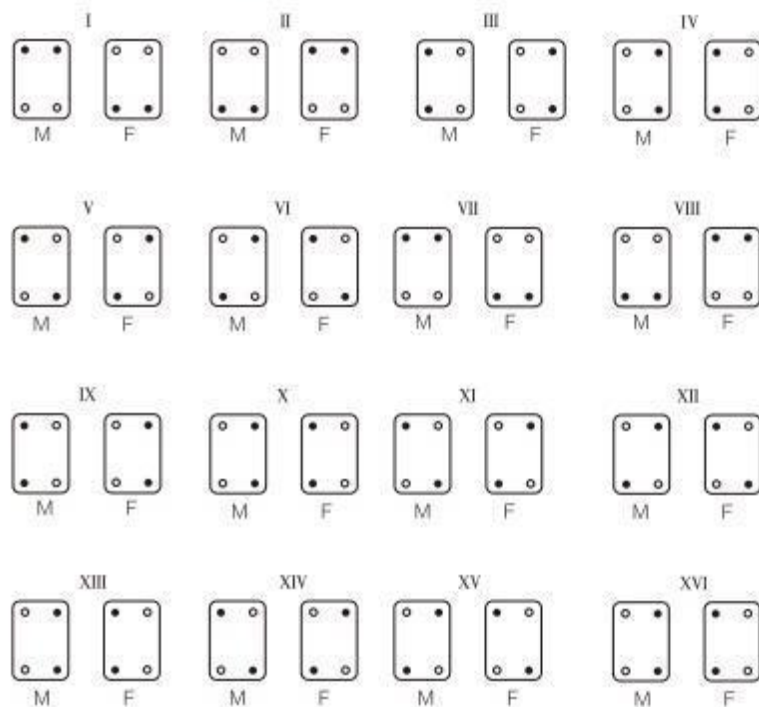
编码销应在插头和插座中对应使用, 编码形式如下图
Coding by means or indexing bolts all fixed-pole inserts, for hood/housing with one insert/one frame, coding installation show as follow



CODING-PIN-M3-M



CODING-PIN-M3-F



冷压针退针工具 Crimping tool and Removal tool

技术参数/Technical data

压线钳: 压接范围0.5~4.0mm²
Crimping tool: crimping wire range 0.5~4.0mm²
适用压接HD/HDD, HEE冷压针
For HD/HDD, HEE crimp contacts



CRIMPBOX-0.5/4
压线钳
Crimping tool



REMOV-HEE
HEE系列冷压针退针器
HEE series crimp contact removal tool



REMOV-HD
HD/HDD系列冷压针退针器
HD/HDD series crimp contact removal tool

Q-18 电缆接头的选择/Selecting Cable Glands

PG制电缆接头的选择/Selecting PG Cable Glands

The PG sizes indicated are intended for standard cables.

导线截面 Cross-sec	导线条数 No. of cond.	电缆范围 Cable Φ approx.	适用的电缆接头 Metric with multi-layer sealing			
0.5mm ²	4	6.7-9.7	11			
AWG 20	6	7.6-10.6	11	13.5	16	
	10	9.4-12.8	11	13.5	16	
	16	10.7-13.9	11	13.5	16	
	24	13.5-16.7		13.5	16	21
	30	14.3-17.5		13.5	16	21
	35	16-18.6			16	21
	40	16.6-19.2				21
	61	20.3-23.1				21 29

导线截面 Cross-sec	导线条数 No. of cond.	电缆范围 Cable Φ approx.	适用的电缆接头 Metric with multi-layer sealing			
0.75mm ²	4	7.8-10.3	11			
AWG 18	6	8.9-12.3	11			
	10	10.4-13.8	11	13.5	16	
	18	13-16.2		13.5	16	
	25	15.9-18.5			16	21
	32	17.1-18.7				21 29
	40	19-21.4				21 29
	50	21.3-24.1				21 29
	61	22.6-25.4				21 29

导线截面 Cross-sec	导线条数 No. of cond.	电缆范围 Cable Φ approx.	适用的电缆接头 Metric with multi-layer sealing			
1mm ²	4	8.4-10.7	11	13.5		
AWG 16-18	6	9.2-12.6	11	13.5	16	
	10	11-14.4	11	13.5	16	21
	16	13-16.2		13.5	16	21
	24	16.5-19.1				21 29
	34	19.4-21.8				21 29
	48	22-24.8				21 29
	61	24.5-27.2				21 29

公制电缆接头的选择/Selecting Metric Cable Glands

The Metric sizes indicated are intended for standard cables.

导线截面 Cross-sec	导线条数 No. of cond.	电缆范围 Cable Φ approx.	适用的电缆接头 Metric with multi-layer sealing			
0.5mm ²	4	6.7-9.7	16	20		
AWG 20	6	7.6-10.6	16	20	16	
	10	9.4-12.8	16	20	16	25
	16	10.7-13.9		20	16	25
	24	13.5-16.7			16	25 32
	35	16-18.6				25 32
	40	16.6-19.2				25 32
	61	20.3-23.1				32

导线截面 Cross-sec	导线条数 No. of cond.	电缆范围 Cable Φ approx.	适用的电缆接头 Metric with multi-layer sealing			
0.75mm ²	4	7.9-10.3	16	20		
AWG 18	6	8.9-12.3	16	20	25	
	10	10.4-13.8		20	25	
	18	13-16.2			25	32
	25	15.9-18.5			25	32
	32	17.1-19.7			25	32
	40	19-21.4				32 40
	50	21.3-24.1				32 40
	61	22.6-25.4				40

导线截面 Cross-sec	导线条数 No. of cond.	电缆范围 Cable Φ approx.	适用的电缆接头 Metric with multi-layer sealing			
1mm ²	4	8.4-10.7	16	20		
AWG 16-18	6	9.2-12.6	16	20	25	
	10	11-14.4		20	25	32
	16	13-16.2			25	32
	24	16.5-19.1			25	32 40
	34	19.4-21.8			25	32 40
	48	22-24.8				32 40
	61	24.5-27.2				32 40

导线截面 Cross-sec	导线条数 No. of cond.	电缆范围 Cable Φ approx.	适用的电缆接头 Metric with multi-layer sealing			
1.5mm ²	4	9.7-11.8	11	13.5	16	
AWG 16	6	10.8-14.2	11	13.5	16	
	11	13.6-16.8		13.5	16	21
	16	15.8-18.4			16	21
	25	20.2-23				21 29
	32	23.8-24.5				29 36
	42	25.8-29				29 36
	50	27-30.2				29 36
	61	28.6-31.8				29 36

导线截面 Cross-sec	导线条数 No. of cond.	电缆范围 Cable Φ approx.	适用的电缆接头 Metric with multi-layer sealing			
2.5mm ²	4	11.7-14.4	11	13.5	16	
AWG 12-14	6	13.3-16.7		13.5	16	21
	7	13.3-16.7		13.5	16	21
	11	18-20.6				21 29
	16	20.6-23.4				21 29
	18	21.7-24.5				29 36
	25	26.4-29.6				29 36
	34	31.3-33.1				29 36
	50	37-39.4				42

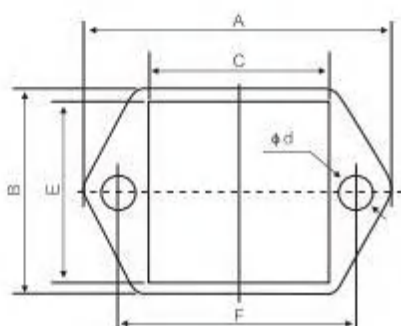
导线截面 Cross-sec	导线条数 No. of cond.	电缆范围 Cable Φ approx.	适用的电缆接头 Metric with multi-layer sealing			
4mm ²	2	10.7-14.1	11	13.5	16	21
AWG 10-12	4	13-16.4		13.5	16	21
	5	14.3-17.7			16	21
	7	16.2-19.6				21 29 36
	11	approx.24.5				29 36

导线截面 Cross-sec	导线条数 No. of cond.	电缆范围 Cable Φ approx.	适用的电缆接头 Metric with multi-layer sealing			
1.5mm ²	4	9.7-11.8	16	20	25	
AWG 16	6	10.8-14.2		20	25	
	11	13.6-16.8			25	32
	16	15.8-18.4			25	32
	25	20.2-23				32 40
	32	23.8-24.5				40
	42	25.8-29				40
	61	28.6-31.8				40

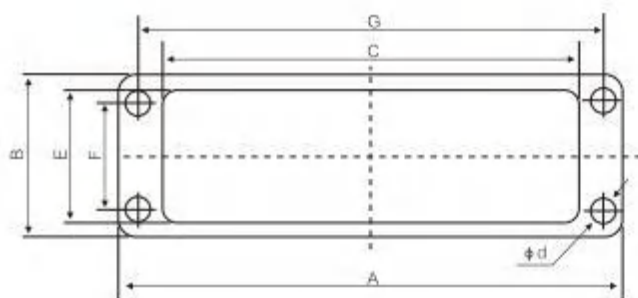
导线截面 Cross-sec	导线条数 No. of cond.	电缆范围 Cable Φ approx.	适用的电缆接头 Metric with multi-layer sealing			
2.5mm ²	4	11.7-14.4	20	25		
AWG 12-14	6	13.3-16.7		25	32	
	11	18-20.6		25	32	40
	16	20.6-23.4		25	32	40
	25	26.4-29.6				40 50
	34	31.3-33.1				40 50
	50	37-39.4				50
	61	39-41.5				50

导线截面 Cross-sec	导线条数 No. of cond.	电缆范围 Cable Φ approx.	适用的电缆接头 Metric with multi-layer sealing			
4mm ²	2	10.7-14.1	20	25		
AWG 10-12	4	13-16.4		25	32	
	5	14.3-17.7		25	32	
	7	16.2-19.6			25	32
	11	approx.24.5				40

Q-19 底部外壳安装所需开孔尺寸 Housing mounting dimensions



H3A开孔底座
H3A series housings



H10A,H16A,H32A开孔底座
H6B,H10B,H16B,H24B,H32B,H48B开孔底座
H10A,H16A,H32A series housings
H6B,H10B,H16B,H24B,H32B,H48B series housings

插座外壳型号 Housing type	安装形式 Mounting type	尺寸/dimensions(mm)						
		A	B	C	E	F	G	ϕd
H3A	开孔安装/bulkhead	40	28	21	21	30	-	3.3
	表面安装/surface	40	28	-	-	30	-	3.3
H10A	开孔安装/bulkhead	81	29.5	57.5	24	17.5	70	3.6
	表面安装/surface	80	50	-	-	40	48	4.5
H16A	开孔安装/bulkhead	96	29.5	73.7	24	17.5	86	3.6
	表面安装/surface	96	50	-	-	40	64	4.5
H32A	开孔安装/bulkhead	102	56	74.2	48.4	42	92	4.3
	表面安装/surface	106	57	-	-	46	94	5.5
H6B	开孔安装/bulkhead	80	43	52.2	35	32	70	4.3
	表面安装/surface	84	52	-	-	40	70	5.5
H10B	开孔安装/bulkhead	93	43	65.2	35	32	83	4.3
	表面安装/surface	94	52	-	-	40	81	5.5
H16B	开孔安装/bulkhead	113	43	85.5	35	32	103	4.3
	表面安装/surface	117	57	-	-	45	105	5.5
H24B	开孔安装/bulkhead	140	43	112.2	35	32	130	4.3
	表面安装/surface	144	57	-	-	45	132	5.5
H32B	开孔安装/bulkhead	124	79	85.5	71	65	110	5.5
	表面安装/surface	124.5	81	-	-	67	112	5.5
H48B	开孔安装/bulkhead	165	90	124	82	70	148	7
	表面安装/surface	132	120	-	-	106	111	6.5



线槽 | 智能照明灯 | 冷压端子 | 端子台 | 导轨 | 管件接头 | 地零排 | 绝缘母线夹 | 拖链 | 结束带
 编织网管 | 热缩管 | Pu气管 | 扣件保护 | 标识类 | 航空插头 | 重载连接器 | 工具系列 | 风机系列

Wenbuluo

江苏稳不落配线器材有限公司
 Wenbuluo Electrical Co., Ltd

☎ 0512-36602880

🌐 www.wenbuluo.com www.wenbuluo.cn

📍 江苏省苏州市昆山市开发区熊庄路25号